


*Amateur Athletic Union of the U. S.*

**OFFICIAL**  
**TRACK AND FIELD**  
**HANDBOOK**



**1953-54**  
**PRICE \$1.00**

*World—Olympic—American Records—Official Rules*

## CONTENTS

	PAGE
All-America Track and Field Teams .....	9
Ashenfelter Wins Sullivan Trophy .....	11
1952 Olympic Games .....	12
World's Best Performances of 1951 .....	75
Chronology of 1953 Major Indoor Board Track Meets .....	75
Olympic Track and Field Champions .....	52
Olympic Track and Field Records .....	56
World Track and Field Records .....	57
Women's World Track and Field Records .....	59
American Track and Field Records .....	60
Noteworthy Track and Field Performances .....	66
Horseshoe Pitching Records .....	68
Women's American Track and Field Records .....	68
A.A.U. National Championships Records .....	70
A.A.U. National Championship Results:	
Indoor 1953 .....	80
Outdoor .....	86
Decathlon .....	92
Pentathlon .....	94
Distance Running .....	98
Distance Walking .....	99
Women's .....	100
N.C.A.A. Championships .....	115
Intercollegiate A.A.A.A. ....	116
District A.A.U. Champions .....	108
National Championship Team Winners—Outdoor .....	118
National Championship Team Winners—Indoor .....	120
Senior Outdoor Champions Since 1876 .....	121
Junior Outdoor Champions Since 1900 .....	157
Senior Indoor Champions Since 1893 .....	175
Junior Indoor Champions Since 1910 .....	186
Women's Outdoor Champions Since 1923 .....	192
Women's Indoor Champions Since 1927 .....	198
Women's Junior Outdoor Champions .....	201
Women's Junior Indoor Champions .....	203
Preparations for a Track and Field Meet .....	204
Suggestions for Track Construction (With Charts) .....	211
Track and Field Rules .....	219
Junior Olympics Program .....	278
Index .....	280

COVER PHOTO—Horace Ashenfelter, Olympic Steeplechase Champion.

## 1952 MEN'S ALL-AMERICA TRACK &amp; FIELD TEAM

Selected by Daniel J. Ferris, Secretary-Treasurer, Amateur Athletic Union

60 yard dash .....	John O'Connell .....	Manhattan College
100 meter dash .....	Lindy Remigino .....	New York A.C.
200 meter dash .....	Andy Stanfield .....	Grand Street Boys' Club
400 meter run .....	Malvin Whitfield .....	U. S. Air Force
600 yard run .....	Charles Moore .....	New York A.C.
800 meter run .....	Malvin Whitfield .....	U. S. Air Force
1,000 yard run .....	Don Gehrmann .....	Unattached (Wisconsin)
1,500 meter run .....	Robert McMillen .....	Los Angeles A.C.
2,000 meter run .....	Curtis Stone .....	New York A.C.
Three mile run .....	Charles Cappozoli .....	New York A.C.
Steeplechase .....	Horace Ashenfelter .....	New York A.C.
10,000 meter run .....	Curt Stone .....	New York A.C.
Cross-Country .....	Fred Wilt .....	New York A.C.
One mile walk .....	Henry Laskau .....	92nd Street Y.M.H.A.
3,000 meter walk .....	Henry Laskau .....	92nd Street Y.M.H.A.
10,000 meter walk .....	Henry Laskau .....	92nd Street Y.M.H.A.
Long distance walks .....	Adolph Weinacher .....	Unattached (Detroit, Mich.)
60 yard hurdles .....	Harrison Dillard .....	Unattached (Cleveland, O.)
110 meter hurdles .....	Harrison Dillard .....	Unattached (Cleveland, O.)
400 meter hurdles .....	Charles Moore .....	New York A.C.
Pole Vault .....	Robert Richards .....	Illinois A.C.
High Jump .....	Walter Davis .....	San Antonio A.C.
Broad Jump .....	Jerome Biffle .....	U. S. Army
Hop, Step and Jump .....	Walter Ashbaugh .....	U. S. Army
Shot Put .....	Parry O'Brien .....	Los Angeles A.C.
Discus Throw .....	Sim Inness .....	Los Angeles A.C.
Javelin Throw .....	Cy Young .....	Los Angeles A.C.
Hammer Throw .....	Samuel Felton .....	New York A.C.
Decathlon .....	Robert Mathias .....	Olympic Club

## 1952 ALL-COLLEGE TRACK &amp; FIELD TEAM

Selected by Daniel J. Ferris, Secretary-Treasurer, Amateur Athletic Union

100 yard dash .....	James Golliday .....	Northwestern University
200 yard dash .....	Thane Baker .....	Kansas State University
440 yard run .....	George Rhoden .....	Morgan State College
800 yard run .....	John Barnes .....	Occidental College
One mile .....	Robert McMillen .....	Occidental College
Two Mile run .....	Wes Santee .....	Kansas University
Cross-Country .....	Richard Shea .....	U. S. Military Academy
150 yard high hurdles .....	John Davis .....	University Southern California
200 yard low hurdles .....	John Davis .....	University Southern California
440 yard hurdles .....	Robert DeVinney .....	Kansas University
High Jump .....	Walter Davis .....	Texas A. & M.
Broad Jump .....	George Brown .....	U.C.L.A.
Pole Vault .....	Richard Coleman .....	Illinois University
Shot Put .....	Parry O'Brien .....	University Southern California
Discus Throw .....	Sim Inness .....	University Southern California
Javelin Throw .....	George Roseme .....	University of California
Hammer Throw .....	Gil Borjeson .....	Brown University

## 1952 ALL-SCHOLASTIC TRACK & FIELD TEAM

Selected by Daniel J. Ferris, Secretary-Treasurer, Amateur Athletic Union

100 yard dash	John Haines	Episcopal H.S., Philadelphia, Pa.
200 yard dash	Herbert Turner	Alameda (Calif.) H.S.
440 yard run	Charles Jenkins	Rindge Tech H.S., Cambridge, Mass.
880 yard run	Richard Squires	Arlington (Mass.) H.S.
One Mile run	Donald Philpott	Montclair (N. J.) H.S.
High Hurdles	Milton Campbell	Plainfield (N. J.) H.S.
Low Hurdles	Edward R. Roberts	Stillwater (Okla.) H.S.
Pole Vault	Ronnie Morris	Burroughs H.S., Burbank, Calif.
High Jump	Bernard Allard	Fresno (Calif.) H.S.
Broad Jump	Rolland Garrison	Compton (Calif.) H.S.
Javelin Throw	Robert Childress	Byrd H.S., Shreveport, La.
Shot Put	Leon Patterson	Taft (Calif.) H.S.
Discus Throw	Leon Patterson	Taft (Calif.) H.S.

## 1952 ALL-AMERICA WOMEN'S TRACK & FIELD TEAM

Selected by Lucile Wilson, Chairman Women's Track and Field Committee

50 yard dash	Dolores Dwyer	German-American A.C., Brooklyn
50 meter dash	Barbara Jones	C.Y.O., Chicago, Ill.
100 yard dash	Mae Faggs	Police Athletic League, N. Y.
100 meter dash	Catherine Hardy	Ft. Valley State College, Ga.
200 meter dash	Catherine Hardy	Ft. Valley State College, Ga.
220 yard dash	Mae Faggs	Police Athletic League, N. Y.
50 yard hurdles	Nancy Phillips	German-American A.C., Brooklyn
80 meter hurdles	Constance Darnowski	German-American A.C., Brooklyn
Running High Jump	Marion Boos	Police Athletic League, N. Y.
Running Broad Jump	Mabel Landry	C.Y.O., Chicago, Ill.
Standing Broad Jump	Janet Moreau	Red Diamond A.C., Boston, Mass.
Shot Put	Amelia Bert	Little Rhody A.C., Providence, R. I.
Discus	Janet Dicks	Harrisburg A.C., Harrisburg, Pa.
Javelin Throw	Marjorie Larney	Equitable Life Assurance, N. Y.
Baseball Throw	Marian Brown	Deer Park, Texas
Basketball Throw	Betty Sipolt	C.Y.O., Chicago, Ill.
220 Yard Shuttle		
Hurdle Relay	Constance Darnowski	German-American A.C., Brooklyn
	Nancy Phillips	German-American A.C., Brooklyn
	Caroline McDermott	Unattached, Norman, Okla.
	Theresa Manual	Tuskegee Institute, Tuskegee, Ala.
400 Meter Relay	Catherine Hardy	Ft. Valley State College, Ga.
	Mae Faggs	Police Athletic League, N. Y.
	Janet Moreau	Red Diamond A.C., Boston, Mass.
	Barbara Jones	C.Y.O., Chicago, Ill.
440 Yard Medley Relay	Barbara Jones	C.Y.O., Chicago, Ill.
	Catherine Hardy	Ft. Valley State College, Ga.
	Janet Moreau	Red Diamond A.C., Boston, Mass.
	Mae Faggs	Police Athletic League, N. Y.

## ASHENFELTER WINS 1952 SULLIVAN AWARD



Horace Ashenfelter, of the New York A.C., whose record-breaking victory in the 3,000-meter steeplechase provided one of the great thrills of the last Olympics, is the 1952 winner of the James E. Sullivan Memorial Trophy.

This award is presented annually, by the Amateur Athletic Union of the United States, to the "amateur athlete who, by performance, example and good influence, did most to advance the cause of good sportmanship during the year."

In outsprinting the Russian favorite, Vladimir Kasantsev, in the steeplechase, Ashenfelter accounted for one of the outstanding upsets of the 1952 Olympics. The United States had not won an Olympic distance running title of any description since 1908 and Ashenfelter had been conceded little chance. His time of 8:45.4 was the fastest ever recorded for the obstacle test.

Taking up track only after returning to college following military service, Ashenfelter, by perseverance and diligent training, quickly developed into a star runner. He won several

collegiate titles and, continuing in competition at great personal sacrifice after his graduation from Penn State, captured the national outdoor 10,000-meter championship in 1950 and the national indoor three-mile crown in 1952.

A final tally showed Ashenfelter to have been first choice on 154 of the 538 ballots cast by the nation-wide tribunal of sports authorities participating in the twenty-third annual Sullivan Award poll.

On a 5-3-1 count of first, second and third place votes, the 29-year-old Penn State graduate, an Air Force lieutenant in World War II and now a special agent for the F.B.I., amassed a total of 1,112 points.

This gave him a substantial edge over the nine other Olympic champions who figured in the final balloting for the Sullivan Trophy, regarded as the top honor that can be bestowed on an amateur athlete in this country.

Runner-up in the balloting with 882 points and 102 first-place votes, was Major Mammy Lee, the little Army doctor from Pasadena, California, who retained his Olympic platform diving championship at Helsinki.

Staff Sergeant Mal Whitfield of the Air Force, two-time Olympic winner and four-time national champion at 800 meters, placed third, for the second straight year, with 613 points and 61 first-place votes.

### SULLIVAN TROPHY WINNERS

1980	Robert T. Jones Jr.	Atlanta, Ga.	Golf
1981	Bernard E. Berlinger	Philadelphia, Pa.	All-Around Athlete
1982	James A. Bausch	Kansas City, Mo.	All-Around Athlete
1983	Glenn Cunningham	University of Kansas	Middle Distance Runner
1984	William R. Bonthron	New York A.C.	Middle Distance Runner
1985	W. Lawson Little Jr.	California	Golf
1986	Glenn Morris	Denver A.C.	All-Around Athlete
1987	J. Donald Budge	Oakland, Calif.	Tennis
1988	Donald R. Lash	Indiana State Police	Distance Runner
1989	Joseph W. Burk	Penn A.C., Philadelphia	Oarsman
1990	J. Gregory Rice	South Bend A.A., Ind.	Distance Runner
1991	T. Leslie MacMitchell	New York University	Middle Distance Runner
1992	Cornelius Warmerdam	San Francisco Olympic Club	Pole Vault
1993	Gilbert Dodds	Boston A.A.	Distance Runner
1994	Ann Curtis	Crystal Plunge, San Francisco	Swimmer
1995	Felix Blanchard	U.S. Military Academy	Football and Shot Put
1996	Y. Arnold Tucker	U.S. Military Academy	Football, Basketball, Track
1997	John B. Kelly, Jr.	Philadelphia, Pa.	Oarsman
1998	Robert B. Mathias	Tulare, Calif.	Decathlon
1999	Richard T. Button	Englewood, N. J.	Figure Skating
1980	Fred Wilt	New York A.C.	Distance Runner
1981	Robert E. Richards	Illinois A.C.	Pole Vault
1982	Horace Ashenfelter III	New York A.C.	Distance Runner

# OLYMPIC SECTION

## MEN'S TRACK AND FIELD FINAL OLYMPIC TRYOUTS

Held at Los Angeles, June 27, 28, 1952

### 100-Meter Dash

(Four to qualify from each heat for the final)

First heat—1, Lindy Remigino, Manhattan; 2, Jim Gathers, U. S. Air Force; 3, Willie Williams, Illinois; 4, Thane Baker, Kansas State; 5, John Haines, Collegiate Track and Field; 6, James Golliday, Northwestern. Time, 0:10.6. Jack Davis, L. A. A. C., scratched.

Second heat—1, Art Bragg, Morgan State; 2, Dean Smith, Texas; 3, Bill Mathis, U. S. Army; 4, Alex Burl, Colorado A. & M.; 5, Milton Campbell, unattached; 6, John George, California. Time, 0:10.5.

### Final

1. Bragg, 0:10.5; 2. Remigino, 0:10.6; 3. Tie between Gathers and Smith, 0:10.6; 5, Mathis, 0:10.6; 6, Williams, 0:10.7; 7, Baker, 0:10.7; 8, Burl, 0:10.8.

### 200 Meter Run

Heat one—1, Thane Baker, Kansas State; 2, George Brown, U. C. L. A.; 3, James Ford, Drake; 4, Art Bragg, Morgan State; 5, Horace Goode, Southern Methodist, (Ollie Matson, University of San Francisco and Jack Davis, Southern California, scratched.) Time, 0:21.6.

Heat two—1, Andy Stanfield, Grand Street Boys; 2, James Gathers, United States Air Force; 3, Charles Thomas, San Antonio A. C.; 4, Rod Richard, U. C. L. A.; 5, Bob Carty, New York Pioneer Club. (Eddie Macon, unattached, scratched.) Time, 0:20.9.

### Final

1. Andy Stanfield, Grand Street Boys' Club, 0:20.6 (breaks American record of 0:20.7 set by Mel Patton (U. S. C.) in 1948); 2, Thane Baker, Kansas State, 0:20.9; 3, Jim Gathers, U. S. Air Force, 0:20.9; 4, Charles Thomas, San Antonio A. C., 0:21.2; 5, George Brown, U. C. L. A., 0:21.4; 6, Jim Ford, Drake, 0:21.5.

### 400-Meter Run

Heat one—1, Mal Whitfield, U. S. Air Force; 2, J. W. Mashburn, Oklahoma; 3, Jim Lea, Southern California; 4, Lou Jones, Manhattan; 5, Eddie Macon, unattached; 6, Hugo Maiocco, New York Pioneer Club. (John Barnes, Occidental, scratched.) Time, 0:47.4.

Heat two—1, Gene Cole, unattached; 2, Ollie Matson, University of San Francisco; 3, Sherman Miller, Occidental; 4, Vern Dixon, Manhattan; 5, John Bradley, Southern California; 6, John Voight, Oklahoma. (Dick Maiocco, New York Pioneer Club, dropped out.) Time, 0:47.1.

### Final

1. Mal Whitfield, U. S. Air Force, 0:46.9; 2, Gene Cole, unattached, Lancaster, Ohio, 0:47.1; 3, Ollie Matson, University of San Francisco, 0:47.3; 4, J. W. Mashburn, Oklahoma, 0:47.5; 5, Jim Lea, Southern California, 0:48.0; 6, Sherman Miller, Occidental, 0:48.8. (Mashburn named to team to run in 1,600-meter relay.)

### 800-meter Run (Final)

- 1, Mal Whitfield, U. S. Air Force, 1:48.6; 2, John Barnes, Occidental, 1:50.6; 3, Reggie Pearman, N. Y. Pioneer Club, 1:50.6; 4, Don Gehrmann, unattached, Wauwatosa, Wis., 1:51.2; 5, Lon Spurrier, California, 1:51.9; 6, Henry Cryer, Illinois; 7, Leon Leopard, U. S. Army; 8, Bob Chambers, Navy Olympics; 9, Stacey Siders, Illinois; 10, Carl Joyce, Georgetown. (Equals American record set in 1940 by John Woodruff of Pittsburgh.)

### 1,500-Meter Run

- 1, Bob McMillen, Occidental, 3:49.3; 2, Warren Druetzler, U. S. Army, 3:50.8; 3, Javier Montes, San Antonio A. C., 3:51.1; 4, Leonard Truex, Ohio State, 3:52.5; 5, Fred Dwyer, Villanova, 3:52.6; 6, Joe LaPierre, Georgetown, 3:53.2; 7, Frank McBride, South Dakota State, 3:55.5; 8, Ted Wheeler, Iowa, 3:56.2; 9, Len Simpson, California, 3:58; 10, Dick Hart, Collegiate Track and Field Club, 3:58.4; 11, Ted Eyker, Fort Hays State College. (Bob Simon, Stanford, did not finish and Wes Santee, Kansas, scratched.)

### 5,000-Meter Run

- 1, Curtis Stone, N. Y. A. C., 14:27 (new American record, old record, 14:30, by Lauri Lehtinen, Finland, and Ralph Hill, U.S.A., 1932); 2, Wes Santee, Kansas, 14:32; 3, Charles Cappozzoli, Georgetown, 14:39.9; 4, Fred Wilt, N. Y. A. C., 15:17.2; 5, Bob Fox, Missouri, 15:23.3; 6, John Johnson, St. John's, 16:34.4. Also ran: Phil Coleman, unattached, Carbondale, Ill.; Warren House, Oklahoma; Bob Stout, S. F. Olympic Club; Bob Reed, Stanford; Art Garcia, of Southern California, dropped out and Jim Brown, of the Navy Olympics, scratched.)

### 110-Meter High Hurdles

(First four in each heat qualify for the final)

Heat one—1, Craig Dixon, L.A.A.C.; 2, Jack Davis, Southern California; 3, Milton Campbell, unattached, Plainfield, N. J.; 4, Willie Stevens, Chicago C.Y.O.; 5, Bob Mathias, Stanford; 6, Van Bruner, Michigan; 7, Dick Attlesley, Navy Olympics. Time, 0:14.1.

Heat two—1, Harrison Dillard, unattached; 2, Billy Anderson, United States Army; 3, Art Barnard, Navy Olympics; 4, Willard Wright, Southern California; 5, James Jackson, Marine Corps; 6, Val Joe Walker, Southern Methodist. (Joel McNulty, Illinois, scratched.) Time, 0:14.1.

### Final

- 1, Harrison Dillard, unattached, Cleveland, 0:14; 2, Jack Davis, Southern California, 0:14.1; 3, Art Barnard, U. S. Navy, 0:14.2; 4, Billy Anderson, U. S. Army, 0:14.2; 5, Milton Campbell, unattached, Plainfield, N. J., 0:14.5; 6, Willie Stevens, Chicago C.Y.O., 0:14.5; 7, Willard Wright, Southern California, 0:14.6. (Craig Dixon, L.A.A.C., fell and did not finish.)

### 400-Meter Hurdles

(Three to qualify from each heat for the final)

First heat—1, Charles Moore, Jr., N.Y.A.C.; 2, Lee Yoder, Arkansas; 3, Roland Blackman, U. S. Army; 4, Ed White, U. S. Air Force; 5, Dick Towers, Kansas State; 6, Stan McConner, Michigan Normal; 7, Joe Hipple, Olympic Club. Time, 0:52.

Second heat—1, Bob Devinney, Kansas; 2, Don Halderman, L.A.A.C.; 3, Jack Sage, U.C.L.A.; 4, Bill Johnson, Pepperdine; 5, Norman Price, U. S. Army; 6, James Philbee, Bradley. Time, 0:52.7. Joe Corley, Illinois, scratched.

### Final

- 1, Moore, 0:50.7; 2, Yoder, 0:51.3; 3, Blackman, 0:51.6; 4, Devinney, 0:51.6; 5, Halderman, 0:52.3; 6, Sage, 0:54.6. (New American record; old record, 9:51.1 by Moore in 1949; 0:50.7 by Moore in 1952 pending.)

### 3,000-Meter Steeplechase

- 1, Horace Ashenfelter, New York A. C., 9:06.4; 2, William Ashenfelter, New York A. C., 9:07.1; 3, Browning Ross, Pennsylvania A. C., 9:08.3; 4, Bob McMullen, San Jose State, 9:11; 5, Jim Brown, Navy Olympics, 9:28.2; 6, Walter Molineaux, Brown, 9:32.4; 7, Chuck Phillips, U.C.L.A., 9:37.9; 8, Stewart Ray, U. S. Army, 9:38.1; 9, Samuel Waltmire, L.A.A.C.; 10, Bob Broughton, Arizona State; 11, Paul Jennings, San Jose State. (Warren Druetzler, U. S. Army, and Bill Hickman, Michigan, scratched.) (American record, former record, 9:08.2, set by Harold Manning, 1936.)

### Hop, Step and Jump

- 1, George Shaw, Columbia, 50 feet 5½ inches; 2, Jim Gerhardt, San Antonio A. C., 49:17¾; 3, Walter Ashbaugh, United States Army, 49:7; 4, Sal Mazzucca, Northeastern University, 48:11½; 5, Frank Flores, Southern California, 48:11; 6, Jim Webb, La Salle, 48:5½; 7, Ernie Smith, United States Army, 47:11½; 8, Jesse Thomas, United States Army, 47:1¾; 9, Clint Richardson, Washington State, 47¾; 10, Charlton Lewis, Yale, 46:7; 11, Gaylord Bryan, Olympic Club, 46:5¾; 12, Charles Johnson, Louisiana State, 45:10½; 13, John Kline, Wayne, 45:8¾. (Bill Albans, L.A.A.C., scratched.)

### Shot Put

- 1, Barrow Hooper, Texas A. & M., 57 feet 1¾ inches; 2, Parry O'Brien, Southern California, 57—½; 3, Jim Fuchs, N.Y.A.C., 56—11½; 4, Bernie Mayer, New York Pioneer Club, 56—7¾; 5, Wilbur Thompson, L.A.A.C., 54—5¾; 6, Otis Chandler, Air Force Olympics, 53—5¾; 7, John Helwig, United States Army, 53—¾; 8, Stan Lampert, New York Pioneer Club, 52—8¾; 9, Howard Harts, Stanford, 51—1¾; 10, Jim Hollingsworth, Navy Olympics, 50—8¾; 11, Bob Mathias, Stanford, 48—9. (Bob Carey, of Michigan State, and Chuck Hukanson, of Sanford, scratched.)

### Javelin

- 1, Bill Miller, United States Navy Olympics, 235 feet 8½ inches; 2, Cy Young, L.A.A.C., 234—7¾; 3, Franklin Held, O.S.F. Olympic Club, 224—2½; 4, George Roseme, California, 219—6¼; 5, Bob Allison, Navy Academy, 217—6¼; 6, Steve Seymour, L.A.A.C., 216—2¼; 7, Lary Goins, United States Army, 210—5¾; 8, Lynne Green, Navy Olympics, 206—1¾; 9, Chuck Missfeldt, Oregon, 200; 10, John White, S. F. Olympic Club, 198—9. (Leo Long of Stanford, and Bob Kimball, of Stanford, scratched.)

### Broad Jump

- 1, Meredith Gourdine, Cornell, 25 feet 4½ inches; 2, Jerome Biffle, United States Army, 25—2; 3, George Brown, U.C.L.A., 25—1½; 4, Morgan Taylor, Princeton, 24—1½; 5, Fred Johnson, United States Air Force, 24—8¾; 6, Gaylord Bryan, S. F. Olympic Club, 24—½; 7, Jesse Thomas, United States Army, 23—5½; 8, Arthur Scott, Navy Olympics, 23—5¼; 9, Bill Albans, L.A.A.C., 23—2¾; 10, Horace Coleman, Michigan, 22—6¾; 11, Gordon Busse, Bradley, 22—5; 12, Merritt Vansantan, Marine Corps Recruit Depot, 18—4. (Frank Flores, of Southern California, and Bobby Ragsdale, of Texas A. & M., scratched.)

### Hammer Throw

- 1, Martin Engel, N.Y.U.-Pioneer Club, 182 feet 5 inches; 2, Sam Felton, Navy Olympics, 182; 3, Bob Backus, New York Athletic Club, 176¾; 4, Gil Borjeson, Brown, 175¼; 5, Tom Bane, N.Y.A.C., 173—5¾; 6, Henry Dreyer, N.Y.A.C., 173—3½; 7, Joe Chadbourn, Yale, 161-8; Steve Dillon, Manhattan, 161—¾; 9, Cliff Blair, Boston U., 157—1½; 10, Hillard Torgen, U.S.C., 130—9¼. (Tom Montgomery, San Francisco Olympic Club, and Bob Curran, Harvard, scratched.)

### Discus

- 1, Sim Iness, Southern California, 174 feet 10¼ inches; 2, Fortune Gordien, L.A.A.C., 173:5¾; 3, Jim Dillon, Auburn, 173:2; 4, Charles Emery, Pennsylvania, 166:4; 5, John Ellis, New York A. C., 165:2; 6, Jim Fuchs, New York A. C., 162:7¾; 7, Desmond Koch, Southern California, 162:3; 8, Bob Mathias, Stanford, 160:4¾; 9, Jim Cooke, U. S. Army, 158:6½; 10, Victor Frank, Colgate Track and Field Club, 157:2; 11, Taylor Lewis, L.A.A.C., 157:1; 12, Robert Morse, U. S. Marine Corps, 141:11¾. (Dick Doyle, Montana A. C., and Parry O'Brien, Southern California, scratched.)

### Pole Vault

- Pole Vault—1, Bob Richards, unattached, 14 feet, 8¾ inches; 2, Don Laz, unattached, 14-5¾; 3, George Mattos, Olympic Club, 14-5¾; 4, Jack Rowan, L.A.A.C., 14-1¾; 5, Don Cooper, L.A.A.C., 14-1¾; 6, Tie among Jerry Wollbourne, Ohio State, Len Eilers, U.C.L.A., Bobby Smith, Marine Corps, Gordon Riddell, Colorado A. & M., Ray Kring, Olympic Club, Dave Seed, California, 13-6¾; 12, Tie among Bill Priddy, San Jose State, Lyle Dickey, Oregon State, and David Martindale, Idaho, 13-6¾; 15, Tie between Richard Coleman, Illinois, and Richard Shivers, Occidental, 13.

### High Jump

- High Jump—1, Walter Davis, Texas A. & M., 6 feet 9 inches; 2, Ken Wiesner, Navy Olympics, 6 feet 7¾ inches; 3, Tie among Arnold Betton, Drake, Emery Barnes, Oregon, and Fred Pratley, Utah, 6 feet 6¾ inches; 6, Tie between Eric Roberts, unattached, Hollywood, Calif., and Barney Dyer, Utah, 6 feet 4¾ inches; 8, Herb Neff, Tennessee, 6 feet 4¾ inches; 9, Tie among Milton Mead, Michigan, Herman Wyatt, San Jose State, and Manuel Ronquillo, Southern California, 6 feet 4 inches; 12, Tie between Bob Gordon, Missouri, and Bernie Allard, Olympic Club, 6 feet 2 inches. (Ron Mitchell, Illinois, scratched.) (Betton selected for team because he cleared 6 feet 6¾ inches on his first attempt while Barnes and Pratley failed until later attempts.)

## WOMEN'S TRACK AND FIELD FINAL OLYMPIC TRYOUTS

Held at Harrisburg, Pa., July 4, 1952

### 100 Meter Dash

First Heat 13.0s—Catherine Hardy, Ft. Valley State College, Ga.; 2, Dolores Quapry, P.A.L., N. Y.; 3, Audrey Paterson, Unattached, New Orleans, La.; 4, Louise Mead, P.A.L., N. Y.; 5, Ernestine Hardy, unattached, Cleveland; 6, Rebecca Ayars, C.Y.O., Chicago.

Second Heat 13.2s—1, Mae Faggs, P.A.L., N. Y.; 2, Mabel Landry, C.Y.O., Chicago; 3, Josephine Gilmore, Tuskegee Institute; 4, Margaret Matthews, Tuskegee Institute; 5, Jean Blackstone, Wissahicken A. A.; 6, Beverly Behm.

Third Heat 13.1s—1, Janet Moreau, Red Diamond A. C., Boston; 2, Edith Moten, Tuskegee; 3, Barbara Husband, P.A.L., N. Y.; 4, Mildred Platts; 5, Gloria Schlotka; 6, Margaret D'Lucia.

Fourth Heat—13.3s—1, Cynthia Robinson, P.A.L., N. Y.; 2, Jean Lattimer, Tenn. A. & I.; 3, Margaret Davis, Tuskegee Inst.; 4, Betty Richardson, O'Hallaren Playground, Chicago.

Fifth Heat 13.2s—1, Barbara Jones, C.Y.O., Chicago; 2, Dolores Dwyer, German-American A. C.; 3, Nell Jackson, Tuskegee Institute; 4, Lenore Leiser, Equitable Life; 5, Bobby Richardson, O'Hallaren Playground, Chicago.

Sixth Heat 13.3s—1, Mary McNabb, Tuskegee Institute, 2, Arlene Pugh, Tuskegee; 3, Betty Lawrence, Unattached, Los Angeles, Cal.; 4, June Hevy, Unattached, Venice, Cal.; 5, Elaine Strube, C.Y.O., Chicago.

1st Semi-Final 11.9s—1, Mae Faggs, P.A.L., N. Y.; 2, Catherine Hardy, Ft. Valley State College, Ga.; 3, Mabel Landry, C.Y.O., Chicago.

2nd Semi-Final, 12.3s—1, Janet Moreau, Red Diamond A. C., Boston; 2, Cynthia Robinson, P.A.L., N. Y.; 3, Barbara Husband, P.A.L., N. Y.

3rd Semi-Final 12.3s—1, Mary McNabb, Tuskegee Institute; 2, Barbara Jones, C.Y.O., Chicago; 3, Dolores Dwyer, German-American A. C.

### 200 Meter Dash

First Heat 24.4s—1, Catherine Hardy, Ft. Valley State College, Ga.; 2, Dolores Dwyer, German American A. C.; 3, Janet Moreau, Red Diamond A. C., Boston; 4, Margaret Davis, Tuskegee; 5, Margaret Matthews, Tuskegee Institute.

Second Heat 25.6s—1, Mae Faggs, P.A.L., N. Y.; 2, Nell Jackson, Tuskegee Institute; 3, Josephine Gilmore, Tuskegee Institute; 4, Audrey Patterson, Unattached, New Orleans, La.

Third Heat 24.5s—1, Mary McNabb, Tuskegee Institute; 2, Rebecca Ayars, C.Y.O., Chicago; 3, Arlene Pugh, Tuskegee; 4, Gloria Schlotka; 5, Betty Richardson, O'Hallaren Playground, Chicago.

### 80 Meter Hurdles

First Heat 11.9s—1, Constance Darnowski, German American A. C.; 2, Lula Bell, Tuskegee Institute; 3, Beverly Behm; 4, Rebecca Ayars, C.Y.O., Chicago.

Second Heat 12.2s—1, Nancy Phillips, German American A. C.; 2, Robbie Hendrix, Tuskegee; 3, Caroline Squires, Unattached, Austin; 4, Dolore Dwyer, German American A.C.

Third Heat 12.7s—1, Caroline McDermott, Unattached, Norman, Oklahoma; 2, Essye Davenport, Tuskegee Institute; 3, Loita Mauer, Pasadena S. I.; 4, Loretta Blaul, German American A. C.

Fourth Heat, 12.6s—Theresa Manuel, Tuskegee Institute; 2, Mildred Martin C.Y.O., Chicago; 3, Joan Wolski, Equitable Life.

1st Semi-Final 12.1s—1, Constance Darnowski, German American A. C.; 2, Nancy Phillips, German American A. C.; 3, Lula Bell, Tuskegee Institute; 4, Robbie Hendrix.

2nd Semi-Final 12.3s—1, Theresa Manuel, Tuskegee Institute; 2, Caroline McDermott, Unattached, Norman, Oklahoma; 3, Essye Davenport, Tuskegee Institute; 4, Mildred Marin, C.Y.O., Chicago.

Special Semi-Final 12.8s—1, Essye Davenport, Tuskegee Institute; 2, Lula Bell, Tuskegee Institute.

### Finals

100 Meter Dash—12.1s—1, Mae Faggs, P.A.L., N. Y.; 2, Janet Moreau, Red Diamond A. C., Boston; 3, Catherine Hardy, Ft. Valley State College, Ga.; 4, Barbara Jones, C.Y.O., Chicago; 5, Mary McNabb, Tuskegee Institute; 6, Cynthia Robinson, P.A.L. N. Y.

200 Meter Dash 24.3s—1, Catherine Hardy, Ft. Valley College, Ga.; 2, Mae Faggs, P.A.L., N. Y.; 3, Dolores Dwyer, German American A. C.; 4, F. Newbern, Tennessee; 5, Rebecca Ayars, C.Y.O., Chicago.

80 Meter Hurdles 11.8s—1, Constance Darnowski, German American A. C.; 2, Theresa Manuel, Tuskegee Institute; 3, Caroline McDermott, Unattached, Norman, Oklahoma; 4, Essye Davenport, Tuskegee Institute.

Running Broad Jump—18 ft. 3 in.—1, Mabel Landry, C.Y.O., Chicago; 2, Joan Wolski, Equitable Life Assurance Society, N. Y., 16 ft. 4¾ in.; 3, Nancy Phillips, German American A. C., 16 ft. ½ in.; 4, F. Newbern, Tennessee State University, 15 ft. 11 in.; 5, Barbara Jones, C.Y.O., Chicago, 15 ft. 10½ in.; 6, Loretta Blaul, German American A. C., 15 ft. 5¼ in.

Running High Jump—4 ft. 11¼ in.—1, Ora Lee Allen, C.Y.O., Chicago; 2, Tie between Loita Mauer, Sertoma International, Pasadena, Cal., and Marion Boos, P.A.L. N.Y.; 4 ft. 10 in.; 4, Lulu Bell, Tuskegee Institute, 4 ft. 8 in.; 5, Rebecca Ater, Unattached, Clarksburg, Ohio, 4 ft. 6 in.

8 Lb. Shot Put—39 ft. 8¼ in.—1, Janet Dicks, Harrisburg A. A.; 2, Amelia Bert, Little Rhody A. C., Providence, R. I., 39 ft. 5½ in.; 3, Doris Sutter, Unattached, Los Angeles, Cal., 37 ft. 2½ in.; 4, Donniss Thompson, C.Y.O., Chicago, 36 ft. 6¼ in.; 5, Carolyn Nave, Little Rhody A. C., Providence, R. I., 34 ft. 1 in.; 6, Nancy Reid, Little Rhody A. C., Providence, R. I., 34 ft. ¾ in.

Javelin Throw—133 ft. 7½ in.—1, Marjorie Larney, Equitable Life Assurance Society, N. Y.; 2, Amelia Wershoven, Unattached, Ridgefield Park, N. J., 124 ft.; 3, Janet Dicks, Harrisburg A. A., 117 ft. 1¼ in.; 4, Frances Licata, P.A.L. N. Y., 114 ft. 4¼ in.; 5, Mary Brubacher, Harrisburg A. A., 109 ft. 5 in.; 6, Caroline Nave, Little Rhody A. C., Providence, R. I., 100 ft. 4½ in.

Discus Throw—108 ft. 3½ in.—1, Janet Dicks, Harrisburg A. A.; 2, Marjorie Larney, Equitable Life Assurance Society, N. Y., 107 ft. ¾ in.; 3, Amelia Bert, Little Rhody A. C., Providence, R. I., 106 ft. 7¾ in.; 4, Dorris Sutter, Unattached, Los Angeles, 105 ft. 3¼ in.; 5, Rita Gregory, C.Y.O., Chicago, 104 ft. 6¾ in.; 6, V. Macon, P.A.L. N. Y., 100 ft. 0 in.



1952 U. S. A. OLYMPIC TRACK AND FIELD TEAM

## 1952 OLYMPIC TRACK AND FIELD CHAMPIONSHIPS

Five thousand eight hundred and sixty seven competitors representing 60 nations participated in the XVth Olympic Games at Helsinki, Finland from July 19 to August 3, 1952. In the 24 men's track and field events, there were 995 individual entries from 57 countries plus 26 teams in the 400 meters relay and 24 teams in the 1600 meters relay.

In the 24 men's events, 19 Olympic records were broken and two equalled in all events except 100 meters, 400 meters relay and broad jump. World marks were set in the 1600 meters relay, hop, step and jump, hammer and decathlon.

The 1948 Olympic champions who successfully defended their titles were Mae Whitfield, in the 800 meters returning the identical time he made in 1948; Emil Zatopek, of Czechoslovakia, in the 10,000 meters and who added to this victory the 5,000 meters and marathon titles; Bob Mathias in the decathlon and J. F. Mikkaelsson of Sweden in the 10,000 meter walk.

Athletes from the U.S.A. won fourteen of the 24 events for our best showing ever. Our boys placed in 18 of the 24 events. We may now claim a total of 132 Olympic Track and Field championships out of a total of 241 contested—2 more than the rest of the world added together.

Athletes from the U.S.S.R. marked her re-entry in the Games by placing 22 athletes among the first six places.

Aside from Emil Zatopek of Czechoslovakia with his three wins, it would be most difficult to single out any one athlete as outstanding. Horace Ashenfelter, Mal Whitfield, Bob Mathias, Herb McKenley, Jose da Silva, Sy Young (surprise winner for the U.S. in the javelin), and Joseph Barthel were standouts.

### WOMEN'S COMPETITION

In the nine women's events, 267 individual athletes from 39 countries competed, plus 15 teams in the 400 meters relay. Eight Olympic records were surpassed—the only mark that withstood the assault was in the Running High Jump. Marjorie Jackson of Australia was the only double winner, taking the 100 and 200 meters. The U.S.A. team of Mae Faggs, Barbara Jones, Janet Moreau and Catherine Hardy won the 400 meters relay championship in the world and Olympic record time of 45.9s.

Too much credit cannot be given to the Finnish Olympic Committee for its superb organization of the games. The officiating and general conduct of the games was of the highest order.

### 100 METRES (109 yds. 1 ft.)

**WORLD RECORD:**—J. C. Owens (U.S.) 1936, H. Davis (U.S.) 1941, L. B. LaBeach (Panama) 1948, H. N. Ewell (U.S.) 1948, E. McD. Bailey (G.B.) 1951—10.2 seconds

**OLYMPIC RECORD:**—E. Tolan (U.S.) 1932, H. Dillard (U.S.) 1948—10.3 seconds  
1952 **WINNER:**—L. Remigino (U.S.)—10.4 seconds

#### FIRST ROUND

##### Heat 1

	secs.
1 J. Treloar (Australia).....	10.7
2 A. Lillington (G.B.).....	10.8
3 G. Laryea (Gold Coast).....	11.1
4 M. Horcic (Czecho.).....	11.1
5 A. Bjarnason (Iceland).....	11.1
6 Y. Omar (Egypt).....	11.3
7 J. Barias (Guatemala).....	11.3

##### Heat 2

	secs.
1 E. Bally (France).....	10.7
2 A. Koleff (Bulgaria).....	10.9
3 P. Dolan (Ireland).....	11.0
4 R. Mazorra Zamora (Cuba).....	11.0
5 R. Hutchison (Canada).....	11.0
6 M. Tajima (Japan).....	11.1
7 A. Vanastit (Thailand).....	11.2

##### Heat 3

	secs.
1 E. McD. Bailey (G.B.).....	10.4
2 C. Vittorio (Italy).....	10.9
3 M. Kazanzev (U.S.S.R.).....	11.0
4 H. Haraldsson (Iceland).....	11.0
5 J. Sousa (Mexico).....	11.1
6 S. Petrakis (Greece).....	11.2

##### Heat 4

	secs.
1 W. Jack (G.B.).....	10.8
2 R. Galan (Argentina).....	11.0
3 L. Sanadze (U.S.S.R.).....	11.0
4 E. Shafel (Egypt).....	11.2
5 G. Gutierrez (Venezuela).....	11.2
6 B. Pakpuang (Thailand).....	11.7



U. S. contingent parades in opening ceremony.



Finish of 100 meter dash at Olympic Games with Lindy Remigino of the U. S. declared winner. (From left to right) Treloar of Australia; Bailey, Great Britain; Smith, U.S.A.; Remigino, U.S.A.; Laryea of Jamaica, and Sukharjev of Russia. Remigino went on to tie the world record of 10.2 seconds for the event.



Heat 5		secs.
1	H. McKenley (Jamaica).....	10.7
2	G. Csányi (Hungary).....	10.9
3	E. Kiszka (Poland).....	10.9
4	P. Tavisalo (Finland).....	11.0
5	T. Paquete (Portugal).....	11.2
6	W. Sutton (Canada).....	11.2

Heat 6		secs.
1	D. Tabak (Israel).....	10.9
2	T. Hosoda (Japan).....	11.0
3	W. Schneider (Switz.).....	11.1
4	A. Merdjanoff (Bulgaria).....	11.1
5	J. Leiva (Venezuela).....	11.2

Heat 7		secs.
1	V. Soukharev (U.S.S.R.).....	10.7
2	T. Saat (Neth.).....	10.9
3	M. Butt (Pakistan).....	11.0
4	V. Hellsten (Finland).....	11.1
5	G. Acquah (Gold Coast).....	11.2
6	M. Acosta (Argentina).....	11.4
7	W. Montanari (Italy).....	11.8

Heat 8		secs.
1	R. Fortun Chacón (Cuba).....	10.5
2	B. LaBeach (Jamaica).....	10.9
3	F. Leccese (Italy).....	10.9
4	I. Baran (Finland).....	11.0
5	F. Griesser (Switz.).....	11.1

## SECOND ROUND

Heat 1		secs.
1	E. McD. Bailey (G.B.).....	10.5
2	J. Treloar (Australia).....	10.7
3	A. Porthault (France).....	10.7
4	J. Aslam (Pakistan).....	10.9
5	B. LaBeach (Jamaica).....	11.0

Heat 2		secs.
1	L. Remigino (U.S.).....	10.4
2	T. Saat (Neth.).....	10.6
3	L. Pinto (India).....	10.7
4	E. Bally (France).....	10.8
5	H. Wehrli (Switz.).....	10.8
6	A. Lillington (G.B.).....	10.9

## SEMI-FINALS

Heat 1		secs.
1	E. McD. Bailey (G.B.).....	10.5
2	F. Smith (U.S.).....	10.6
3	V. Soukharev (U.S.S.R.).....	10.6
4	L. Pinto (India).....	10.7
5	A. Porthault (France).....	10.8
6	A. Bragg (U.S.).....	10.9

## FINAL

1	L. Remigino (U.S.).....	10.4
2	H. McKenley (Jamaica).....	10.4
3	E. McD. Bailey (G.B.).....	10.4

Heat 9		secs.
1	W. Zandt (Germany).....	10.7
2	J. Aslam (Pakistan).....	10.9
3	D. McFarlane (Canada).....	11.0
4	Z. Pospisil (Czecho.).....	11.0
5	E. Ajado (Nigeria).....	11.0
6	F. Chaaban (Egypt).....	11.4

Heat 10		secs.
1	A. Bragg (U.S.).....	10.5
2	H. Wehrli (Switz.).....	10.8
3	T. Erinle (Nigeria).....	10.9
4	L. Zarandi (Hungary).....	10.9
5	P. Sigurdsson (Iceland).....	11.3
6	A. Sankosik (Thailand).....	11.5

Heat 11		secs.
1	L. Remigino (U.S.).....	10.4
2	L. Pinto (India).....	10.9
3	R. Bonino (France).....	10.9
4	F. Broz (Czecho.).....	11.0
5	A. Aziz (Pakistan).....	11.2
6	R. Maia (Portugal).....	11.5

Heat 12		secs.
1	F. Smith (U.S.).....	10.6
2	A. Porthault (France).....	10.7
3	E. Fuchs (Germany).....	10.8
4	B. Olowu (Nigeria).....	11.0

Heat 3		secs.
1	F. Smith (U.S.).....	10.4
2	R. Fortun Chacón (Cuba).....	10.7
3	W. Jack (G.B.).....	10.8
4	W. Zandt (Germany).....	10.8
5	R. Galan (Argentina).....	10.9
6	D. Tabak (Israel).....	10.9

Heat 4		secs.
1	H. McKenley (Jamaica).....	10.5
2	A. Bragg (U.S.).....	10.5
3	V. Soukharev (U.S.S.R.).....	10.7
4	T. Hosoda (Japan).....	10.8
5	G. Csányi (Hungary).....	10.9
6	C. Vittorio (Italy).....	10.9

Heat 2		secs.
1	H. McKenley (Jamaica).....	10.4
2	L. Remigino (U.S.).....	10.5
3	J. Treloar (Australia).....	10.6
4	R. Fortun Chacón (Cuba).....	10.7
5	W. Jack (G.B.).....	10.7
6	T. Saat (Neth.).....	10.8

4	F. Smith (U.S.).....	10.4
5	V. Soukharev (U.S.S.R.).....	10.5
6	J. Treloar (Australia).....	10.5

## 200 METRES (218 yds. 2 ft.)

WORLD RECORD:—M. Patton (U.S.), 1949—20.2 secs.

OLYMPIC RECORD:—J. C. Owens (U.S.), 1936, and A. Stanfield (U.S.), 1952—20.1 secs.

## FIRST ROUND

Heat 1		secs.
1	H. Hennhoff (Argentina).....	21.6
2	E. Bally (France).....	21.9
3	M. Turakainen (Finland).....	22.4
4	H. Haraldsson (Iceland).....	22.4

Heat 2		secs.
1	W. Baker (U.S.).....	21.4
2	L. Panadao (U.S.S.R.).....	22.1
3	G. Polraklis (Greece).....	22.4
4	W. Eichenberger (Switz.).....	22.6

Heat 3		secs.
1	D. McFarlane (Canada).....	22.8
2	H. Budzynski (Poland).....	23.1

Heat 4		secs.
1	R. Fortun Chacón (Cuba).....	21.8
2	E. Bacey (G.B.).....	21.8
3	L. Janssen (Belgium).....	22.3
4	E. Ajado (Nigeria).....	22.7

Heat 5		secs.
1	H. Wehrli (Switz.).....	22.0
2	W. Zandt (Germany).....	22.1
3	J. Leiva (Venezuela).....	22.3
4	F. Chaaban (Egypt).....	22.7
5	W. Eichenberger (Portugal).....	23.2

Heat 6		secs.
1	D. Tabak (Israel).....	22.4
2	H. Wehrli (France).....	22.5

Heat 7		secs.
1	A. Stanfield (U.S.).....	21.8
2	E. Baczayk (Poland).....	22.0
3	H. Baczayk (Argentina).....	22.6
4	E. Omar (Egypt).....	22.8
5	W. Vanneth (Thailand).....	23.3

Heat 8		secs.
1	V. Soukharev (U.S.S.R.).....	21.9
2	García Delgado (Cuba).....	21.9
3	H. Wehrli (Switz.).....	22.2
4	P. Tavisalo (Finland).....	22.3
5	A. Aziz (Pakistan).....	22.7

Heat 9		secs.
1	V. Janacek (Czecho.).....	21.9
2	E. Kraus (Germany).....	22.0
3	J. Aslam (Pakistan).....	22.2
4	E. Hammer (Lux.).....	22.4

Heat 10		secs.
1	B. Shenton (G.B.).....	21.9
2	V. Hellsten (Finland).....	22.2
3	R. Schaeffer (Lux.).....	22.4
4	B. Syllis (Greece).....	22.7

Heat 11		secs.
1	S. Booysen (S. Africa).....	21.8
2	G. Mach (Poland).....	22.1
3	M. Butt (Pakistan).....	22.3
4	A. Bjarnason (Iceland).....	22.4
5	W. Sutton (Canada).....	22.4

Heat 12		secs.
1	J. Gathers (U.S.).....	21.2
2	T. Hosoda (Japan).....	22.2
3	H. Brault (France).....	22.2
4	L. Grossi (Italy).....	22.2
5	M. Arogundade (Nigeria).....	22.3

Heat 13		secs.
1	E. McD. Bailey (G.B.).....	21.4
2	M. Horcic (Czecho.).....	22.4
3	G. Sobero (Italy).....	22.4
4	E. Muhlethaler (Switz.).....	23.0
5	P. Um (Korea).....	23.0

Heat 14		secs.
1	R. Oluwa (Nigeria).....	22.8
2	B. Pakpuang (Thailand).....	23.8

Heat 15		secs.
1	L. Laing (Jamaica).....	21.8
2	P. Dolan (Ireland).....	21.9
3	F. Broz (Czecho.).....	22.2
4	F. Casimiro (Portugal).....	22.6
5	J. Barias (Guatemala).....	22.7

Heat 16		secs.
1	R. Mazorra Zamora (Cuba).....	22.3
2	R. Hutchison (Canada).....	22.4
3	E. Shafel (Egypt).....	22.5
4	A. Sankosik (Thailand).....	23.5

Heat 17		secs.
1	E. Carr (Australia).....	22.0
2	A. Koleff (Bulgaria).....	22.0

Heat 18		secs.
1	J. Treloar (Australia).....	21.5
2	L. Pinto (India).....	21.6
3	P. Karádi (Hungary).....	22.1
4	L. Sangermano (Italy).....	22.1

## SECOND ROUND

Heat 1		secs.		Heat 4		secs.	
1	J. Gathers (U.S.)	21.4		1	G. Bonnhoff (Argentina)	21.4	
2	L. Pinto (India)	21.6		2	N. Stacey (G.B.)	21.5	
3	T. Saat (Neth.)	21.7		3	A. Koleff (Bulgaria)	21.8	
4	Z. Stawczyk (Poland)	22.0		4	A. Garcia Delgado (Cuba)	21.8	
5	M. Horoic (Czecho.)	22.1		5	D. Tabak (Israel)	21.8	
6	R. Mazorra Zamora (Cuba)	31.0		6	R. Budzynski (Poland)	22.4	

Heat 2		secs.		Heat 5		secs.	
1	W. Baker (U.S.)	21.4		1	A. Stanfield (U.S.)	20.9	
2	R. Fortun Chacón (Cuba)	21.7		2	L. Laing (Jamaica)	21.4	
3	P. Dolan (Ireland)	21.9		3	E. Bally (France)	21.8	
4	P. Kraus (Germany)	21.9		4	L. Sanadze (U.S.S.R.)	22.1	
5	V. Hellsten (Finland)	22.4		5	D. McFarlane (Canada)	22.1	
6	R. Oluwa (Nigeria)	22.5					

Heat 3		secs.		Heat 6		secs.	
1	E. McD. Bailey (G.B.)	21.0		1	J. Treloar (Australia)	21.6	
2	V. Janecek (Czecho.)	21.7		2	W. Zandt (Germany)	21.7	
3	E. Carr (Australia)	21.8		3	V. Soukharev (U.S.S.R.)	21.7	
4	S. Booysen (S. Africa)	21.9		4	G. Mach (Poland)	21.8	
5	M. Gerdil (France)	22.0		5	B. Shenton (G.B.)	21.9	
6	R. Hutchison (Canada)	22.3		6	T. Hosoda (Japan)	22.3	

## SEMI-FINALS

Heat 1		secs.		Heat 2		secs.	
1	A. Stanfield (U.S.)	21.1		1	E. McD. Bailey (G.B.)	21.3	
2	J. Gathers (U.S.)	21.3		2	W. Baker (U.S.)	21.3	
3	L. Laing (Jamaica)	21.6		3	G. Bonnhoff (Argentina)	21.5	
4	W. Zandt (Germany)	21.7		4	R. Fortun Chacón (Cuba)	21.6	
5	N. Stacey (G.B.)	21.8		5	L. Pinto (India)	21.7	
6	V. Janecek (Czecho.)	22.0			J. Treloar (Australia) started but did not complete distance.		

## FINAL

1	A. Stanfield (U.S.)	20.7		4	E. McD. Bailey (G.B.)	21.0	
2	W. Baker (U.S.)	20.8		5	L. Laing (Jamaica)	21.2	
3	J. Gathers (U.S.)	20.8		6	G. Bonnhoff (Argentina)	21.3	

## 400 METRES (437 yds. 1 ft.)

**WORLD RECORD:**—V. G. Rhoden (Jamaica), 1950—45.8 secs.


**OLYMPIC RECORD:**—V. G. Rhoden (Jamaica), 1952—45.9 secs.

**PREVIOUS OLYMPIC RECORD:**—W. A. Carr (U.S.), 1932; and A. S. Wint (Jamaica), 1948—46.2 secs.

## FIRST ROUND

Heat 1		secs.		Heat 3		secs.	
1	H. Haas (Germany)	47.5		1	A. Wint (Jamaica)	47.3	
2	L. Lewis (G.B.)	47.8		2	J. Carroll (Canada)	48.0	
3	E. Carr (Australia)	48.0		3	E. Solymosi (Hungary)	49.2	
4	Z. Adamik (Hungary)	48.5		4	J. Steger (Switz.)	49.2	
5	E. Planas del Rio (Cuba)	49.4		5	J. Suikkari (Finland)	50.9	
6	A. Rehman (Pakistan)	51.2		6	A. Zeb (Pakistan)	51.0	


Heat 2		secs.		Heat 4		secs.	
1	A. Ignatjev (U.S.S.R.)	48.1		1	L. Wolfbrandt (Sweden)	48.4	
2	R. Baek (Finland)	48.5		2	T. Higgins (G.B.)	48.7	
3	R. Bloch (Austria)	49.6		3	J. Matoba (Japan)	49.4	
4	G. Rasquin (Lux.)	50.0		4	B. Syllis (Greece)	49.7	
5	J. Anderton (S. Africa)	50.3		5	D. Acarbay (Turkey)	50.7	
6	P. Amatayakul (Thailand)	52.9		6	I. Jacob (India)	51.3	



Andy Stanfield, U.S.A., 200 meter champion.



George Rhoden, Jamaica, 400 meter winner.



Mal G. Whitfield, U.S.A., who successfully defended his 800 meter championship.

Heat 5		secs.
1	H. McKenley (Jamaica)	48.0
2	L. van Biljon (S. Africa)	48.1
3	R. Moens (Belgium)	48.6
4	F. Banhalmi (Hungary)	49.4
5	A. Gill (Israel)	50.2
6	E. von Gunten (Switz.)	50.7

Heat 6		secs.
1	M. Whitfield (U.S.)	48.6
2	G. Gutierrez (Venezuela)	48.7
3	G. Rocca (Italy)	49.2
4	G. Brannstrom (Sweden)	50.1
5	J. Sousa (Mexico)	50.3
6	E. Doybak (Turkey)	51.1
7	F. Gasimiro (Portugal)	52.2

Heat 7		secs.
1	J. Degats (France)	48.5
2	M. Curotta (Australia)	48.7
3	V. Lombardo (Italy)	49.3
4	R. Haidegger (Austria)	49.9
5	A. Lowagie (Belgium)	50.1

Heat 8		secs.
1	H. Geister (Germany)	47.9
2	Y. Camus (France)	48.0
3	M. Filo (Czecho.)	48.7
4	G. Larusson (Iceland)	49.7
5	S. Svadanandana (Thailand)	53.6
6	J. Stokes (Guatemala)	53.6

## SECOND ROUND

Heat 1		secs.
1	A. Wint (Jamaica)	46.9
2	J. Lavery (Canada)	47.5
3	L. Wolfbrandt (Sweden)	47.8
4	G. Gutierrez (Venezuela)	48.6
5	L. Lewis (G.B.)	49.0
6	E. Schneider (Switz.)	49.2

Heat 2		secs.
1	V. Rhoden (Jamaica)	47.2
2	O. Matson (U.S.)	47.4
3	K. Haas (Germany)	47.4
4	M. Curotta (Australia)	48.8
5	R. Back (Finland)	51.1

Heat 1		secs.
1	A. Wint (Jamaica)	46.3
2	K. Haas (Germany)	46.4
3	M. Whitfield (U.S.)	46.4
4	G. Cole (U.S.)	46.8
5	A. Ignatjev (U.S.S.R.)	47.4
6	J. Lavery (Canada)	47.7

## SEMI-FINALS

Heat 2		secs.
1	H. McKenley (Jamaica)	46.4
2	V. Rhoden (Jamaica)	46.5
3	O. Matson (U.S.)	46.7
4	H. Geister (Germany)	46.7
5	J. Carroll (Canada)	47.4

## FINAL

1	V. Rhoden (Jamaica)	45.9
2	H. McKenley (Jamaica)	45.9
3	O. Matson (U.S.)	46.8

Heat 9		secs.
1	G. Cole (U.S.)	48.3
2	A. Dick (G.B.)	48.7
3	E. Pilags (U.S.S.R.)	49.2
4	A. Garcia Delgado (Cuba)	49.2
5	A. Ytterhoeven (Belgium)	50.0
6	J. Hamillius (Lux.)	50.3

Heat 10		secs.
1	V. Rhoden (Jamaica)	48.1
2	G. Mach (Poland)	48.5
3	P. Dolan (Ireland)	48.5
4	J. Goudeau (France)	48.8
5	D. Clement (Canada)	50.0

Heat 11		secs.
1	J. Lavery (Canada)	48.4
2	J. Lituev (U.S.S.R.)	48.8
3	F. Rivera Paniagua (Puerto Rico)	49.3
4	A. Siddi (Italy)	50.9

Heat 12		secs.
1	O. Matson (U.S.)	48.1
2	E. Schneider (Switz.)	48.7
3	A. Roque (Brazil)	48.9
4	S. Booyesen (S. Africa)	49.0
5	J. David (Czecho.)	49.1
6	F. Hammer (Lux.)	49.6
7	S. Mildh (Finland)	50.2

Heat 3		secs.
1	M. Whitfield (U.S.)	47.6
2	H. Geister (Germany)	47.7
3	J. Carroll (Canada)	47.7
4	L. von Biljon (S. Africa)	48.5
5	J. Degats (France)	48.8
6	A. Dick (G.B.)	49.0

Heat 4		secs.
1	H. McKenley (Jamaica)	47.4
2	G. Cole (U.S.)	47.7
3	A. Ignatjev (U.S.S.R.)	48.0
4	Y. Camus (France)	48.1
5	T. Higgins (G.B.)	49.1

Heat 2		secs.
1	H. McKenley (Jamaica)	46.4
2	V. Rhoden (Jamaica)	46.5
3	O. Matson (U.S.)	46.7
4	H. Geister (Germany)	46.7
5	J. Carroll (Canada)	47.4

4	K. Haas (Germany)	47.0
5	A. Wint (Jamaica)	47.0
6	M. Whitfield (U.S.)	47.1

## 800 METRES (875 yds.)

WORLD RECORD—R. Harbig (Germany), 1939—1 min. 46.6 secs.

OLYMPIC RECORD—M. G. Whitfield (U.S.), 1948 and 1952—1 min. 49.2 secs.

## FIRST ROUND

Heat 1		secs.
1	L. Wolfbrandt (Sweden)	1 m. 55.3 s.
2	Webster (G.B.)	1 m. 55.5 s.
3	Keogh (U.S.S.R.)	1 m. 55.8 s.
4	Stashal (N.Z.)	1 m. 56.2 s.
5	Reumgartner (Switz.)	1 m. 57.1 s.
6	Saint-Thomas (Gold Coast)	2 m. 05.8 s.

Heat 2		secs.
1	M. Whitfield (U.S.)	1 m. 52.5 s.
2	Polachowski (Poland)	1 m. 52.6 s.
3	White (G.B.)	1 m. 52.7 s.
4	Tajka (Finland)	1 m. 52.9 s.
5	Yakar (Turkey)	1 m. 55.9 s.
6	Panas del Rio (Cuba)	1 m. 57.6 s.

Heat 3		secs.
1	J. Hutchins (Canada)	1 m. 54.5 s.
2	Parsons (U.S.)	1 m. 54.5 s.
3	Palosa (Hungary)	1 m. 54.5 s.
4	Herban (Poland)	1 m. 54.7 s.
5	Soh (Pakistan)	1 m. 56.3 s.
6	Mavroudis (Greece)	1 m. 58.7 s.

Heat 4		secs.
1	Pearman (U.S.)	1 m. 51.6 s.
2	Teeguwan (U.S.S.R.)	1 m. 51.8 s.
3	Steines (Germany)	1 m. 52.7 s.
4	Bennet (Belgium)	1 m. 52.9 s.
5	Lujan (France)	1 m. 54.3 s.

Heat 1		secs.
1	Wilson (Denmark)	1 m. 50.0 s.
2	Whitfield (U.S.)	1 m. 50.1 s.
3	Webster (G.B.)	1 m. 50.1 s.
4	Boyan (Norway)	1 m. 50.4 s.
5	Cleve (Germany)	1 m. 51.6 s.
6	Parnell (Canada)	1 m. 52.7 s.
7	Teeguwan (U.S.S.R.)	1 m. 52.8 s.
8	MacMillan (Australia)	1 m. 53.4 s.

Heat 2		secs.
1	Wint (Jamaica)	1 m. 52.7 s.
2	Steines (Germany)	1 m. 52.9 s.
3	Ring (Sweden)	1 m. 53.0 s.

1	M. Whitfield (U.S.)	1 m. 49.2 s.
2	Wint (Jamaica)	1 m. 49.4 s.
3	Ulzheimer (Germany)	1 m. 49.7 s.
4	Nielsen (Denmark)	1 m. 49.7 s.

Heat 5		secs.
1	H. Ring (Sweden)	1 m. 53.6 s.
2	A. Wint (Jamaica)	1 m. 54.2 s.
3	D. MacMillan (Australia)	1 m. 55.0 s.
4	O. Soetewey (Belgium)	1 m. 55.4 s.
5	G. Ivakine (U.S.S.R.)	1 m. 56.4 s.
6	F. Rivera Paniagua (Puerto Rico)	1 m. 57.6 s.
7	V. Solares (Guatemala)	2 m. 01.4 s.

Heat 6		secs.
1	H. Ulzheimer (Germany)	1 m. 51.4 s.
2	S. Dhanoa (India)	1 m. 52.0 s.
3	L. Liska (Czecho.)	1 m. 52.3 s.
4	J. Ross (Canada)	1 m. 52.5 s.
5	A. Roque (Brazil)	1 m. 54.1 s.
6	L. Demuyneck (Belgium)	1 m. 57.4 s.
7	B. Kwancharoen (Thailand)	2 m. 12.6 s.

Heat 7		secs.
1	A. Boysen (Norway)	1 m. 53.2 s.
2	U. Cleve (Germany)	1 m. 53.4 s.
3	F. Evans (G.B.)	1 m. 53.8 s.
4	E. Kocak (Turkey)	1 m. 54.5 s.
5	F. Camacho (Venezuela)	2 m. 00.0 s.
6	A. Gill (Israel)	2 m. 00.9 s.

Heat 8		secs.
1	P. El Mabrouk (France)	1 m. 52.0 s.
2	G. Nielsen (Denmark)	1 m. 53.0 s.
3	C. Parnell (Canada)	1 m. 53.1 s.
4	Y. Muroya (Japan)	1 m. 54.0 s.
5	F. Luthy (Switz.)	1 m. 55.0 s.
6	R. Ronnhholm (Finland)	1 m. 55.7 s.
7	G. Lárusson (Iceland)	1 m. 56.5 s.

## SEMI-FINALS

4	J. Barnes (U.S.)	1 m. 53.4 s.
5	C. White (G.B.)	1 m. 53.6 s.
6	L. Liska (Czecho.)	1 m. 54.8 s.
7	G. Modoj (U.S.S.R.)	1 m. 55.7 s.

Heat 3		secs.
1	H. Ulzheimer (Germany)	1 m. 51.9 s.
2	L. Wolfbrandt (Sweden)	1 m. 52.4 s.
3	R. Pearman (U.S.)	1 m. 52.5 s.
4	J. Hutchins (Canada)	1 m. 52.8 s.
5	E. Potrzebowski (Poland)	1 m. 53.7 s.
6	S. Dhanoa (India)	1 m. 54.9 s.
7	J. Bakos (Hungary)	1 m. 55.5 s.
8	F. Evans (G.B.)	1 m. 56.8 s.

## FINAL

5	A. Webster (G.B.)	1 m. 50.2 s.
6	G. Steines (Germany)	1 m. 50.6 s.
7	R. Pearman (U.S.)	1 m. 52.1 s.
8	L. Wolfbrandt (Sweden)	1 m. 52.1 s.
9	H. Ring (Sweden)	1 m. 54.0 s.

### 1,500 METRES (1,640 yds. 1 ft.)

**WORLD RECORD:**—G. Hagg (Sweden), 1944, L. Strand (Sweden), 1947, and W. Lueg (Germany), 1952—3 mins. 43 secs.

**OLYMPIC RECORD:**—J. Barthel (Luxemburg), 1952, and R. McMillen (U.S.), 1952—3 mins. 45.2 secs.

**PREVIOUS OLYMPIC RECORD:**—J. Lovelock (New Zealand), 1936—3 mins. 47.8 secs.

#### FIRST ROUND

##### Heat 1

- 1 J. Barthel (Lux.).....3 m. 51.6 s.
- 2 G. Dohrow (Germany)...3 m. 51.8 s.
- 3 I. Eriksson (Sweden)...3 m. 52.0 s.
- 4 D. MacMillan (Australia).....3 m. 52.0 s.
- 5 S. Iharos (Hungary)...3 m. 56.0 s.
- 6 M. Dlugoborski (Poland) 3 m. 57.8 s.
- 7 F. Camacho (Venezuela) 4 m. 18.0 s.
- 8 P. Gillet (France).....4 m. 26.6 s.

##### Heat 2

- 1 W. Druetzler (U.S.)....3 m. 51.4 s.
- 2 S. Landqvist (Sweden)...3 m. 52.2 s.
- 3 S. Jungwirth (Czecho.)...3 m. 52.4 s.
- 4 M. Velsvebel (U.S.S.R.)...3 m. 52.6 s.
- 5 A. Pystyne (Finland)...3 m. 53.0 s.
- 6 L. Eyre (G.B.).....3 m. 53.2 s.
- 7 F. Luthy (Switzerland) 3 m. 56.4 s.
- 8 T. Goker (Turkey).....4 m. 00.6 s.

##### Heat 3

- 1 O. Aberg (Sweden)....3 m. 51.0 s.
  - 2 D. Johansson (Finland) 3 m. 51.2 s.
  - 3 R. Lamers (Germany)...3 m. 52.4 s.
  - 4 W. Parnell (Canada)....3 m. 53.4 s.
  - 5 F. Prossinag (Austria)...3 m. 54.2 s.
  - 6 A. Jennings (S. Africa) 3 m. 55.3 s.
  - 7 D. Janssens (Belgium) 3 m. 55.8 s.
  - 8 C. Onel (Turkey).....3 m. 58.4 s.
- W. Slijkhuis (Neth.) did not finish.

#### SEMI-FINALS

##### Heat 1

- 1 D. Johansson (Finland) 3 m. 49.4 s.
- 2 W. Lueg (Germany)...3 m. 49.8 s.
- 3 D. MacMillan (Australia).....3 m. 50.8 s.
- 4 W. Druetzler (U.S.)....3 m. 50.8 s.
- 5 P. El Mabrouk (France) 3 m. 51.0 s.
- 6 A. Boysen (Norway)...3 m. 51.0 s.
- 7 V. Cevona (Czecho.)...3 m. 51.4 s.
- 8 S. Landqvist (Sweden)...3 m. 51.4 s.
- 9 G. Nankeville (G.B.)...3 m. 52.0 s.
- 10 W. Parnell (Canada)....3 m. 52.4 s.
- 11 M. Velsvebel (U.S.S.R.) 3 m. 52.6 s.
- 12 G. Hoskins (New Zeal.) 3 m. 53.0 s.

##### FINAL

- 1 J. Barthel (Lux.).....3 m. 45.2 s.
- 2 R. McMillen (U.S.)....3 m. 45.2 s.
- 3 W. Lueg (Germany)...3 m. 45.4 s.
- 4 R. Bannister (G.B.)...3 m. 46.0 s.
- 5 P. El Mabrouk (France) 3 m. 46.0 s.
- 6 R. Lamers (Germany)...3 m. 46.8 s.

##### Heat 4

- 1 P. El Mabrouk (France) 3 m. 55.8 s.
- 2 R. McMillen (U.S.)....3 m. 55.8 s.
- 3 R. Bannister (G.B.)...3 m. 56.0 s.
- 4 V. Tolgyesi (Hungary)...3 m. 56.0 s.
- 5 J. Landy (Australia)...3 m. 57.0 s.
- 6 A. Otenhajmer (Yugo.) 3 m. 57.8 s.
- 7 M. Marshall (New Zeal.) 4 m. 01.0 s.
- 8 N. Koutchourine (U.S.S.R.).....4 m. 03.6 s.
- 9 B. Mavroidis (Greece)...4 m. 07.8 s.

##### Heat 5


- 1 G. Hoskins (New Zeal.) 3 m. 56.2 s.
- 2 F. Herman (Belgium)...3 m. 56.2 s.
- 3 G. Nankeville (G.B.)...3 m. 56.4 s.
- 4 N. Belokourov (U.S.S.R.) 3 m. 56.4 s.
- 5 U. Vaharanta (Finland) 3 m. 56.8 s.
- 6 J. Montez (U.S.).....3 m. 58.2 s.
- 7 S. Lewandowski (Poland).....4 m. 00.8 s.

##### Heat 6


- 1 W. Lueg (Germany)...3 m. 52.0 s.
- 2 V. Cevona (Czecho.)...3 m. 53.4 s.
- 3 A. Boysen (Norway)...3 m. 55.0 s.
- 4 J. Ross (Canada)....3 m. 55.2 s.
- 5 J. Vernier (France)....3 m. 56.8 s.
- 6 E. Potrzebowski (Poland).....3 m. 56.8 s.
- 7 S. Garai (Hungary)...4 m. 01.2 s.
- 8 E. Kocak (Turkey)...4 m. 01.4 s.
- 9 W. Fahmy Hanna (Egypt).....4 m. 11.2 s.
- 10 S. Leangtanom (Thailand).....4 m. 32.6 s.

##### Heat 2

- 1 J. Barthel (Lux.).....3 m. 50.4 s.
- 2 O. Aberg (Sweden)....3 m. 50.6 s.
- 3 I. Eriksson (Sweden)...3 m. 50.6 s.
- 4 R. McMillen (U.S.)....3 m. 50.6 s.
- 5 R. Bannister (G.B.).....3 m. 50.6 s.
- 6 R. Lamers (Germany)...3 m. 50.8 s.
- 7 S. Jungwirth (Czecho.) 3 m. 51.0 s.
- 8 V. Tolgyesi (Hungary)...3 m. 53.2 s.
- 9 F. Herman (Belgium)...3 m. 53.8 s.
- 10 G. Dohrow (Germany)...3 m. 55.2 s.
- 11 N. Belokourov (U.S.S.R.) 3 m. 55.6 s.
- 12 J. Ross (Canada).....4 m. 00.6 s.




J. Barthel, Luxemburg, Olympic 1500 meter champion.



Emil Zatopek, Czechoslovakia, Olympic 5000 meters, 10,000 meters and marathon champion.



Charles H. Moore clears barrier in his record breaking Olympic steeplechase win.



Charles H. Moore, U.S.A., Olympic 400 meter hurdles winner.

## 5,000 METRES (3 miles 188 yds.)

**WORLD RECORD:**—G. Hagg (Sweden), 1942—13 mins. 58.2 secs.  
**OLYMPIC RECORD:**—E. Zatopek (Czecho.), 1952—14 mins. 06.6 secs.  
**PREVIOUS OLYMPIC RECORD:**—G. Reiff (Belgium), 1948—14 mins. 17.6 secs.

## Heat 1

1	A. Mimoun (France)...	14 m. 19.0 s.
2	I. Taipale (Finland)...	14 m. 22.8 s.
3	G. Reiff (Belgium)...	14 m. 23.8 s.
4	A. Andersson (Swed.)...	14 m. 25.0 s.
5	D. Pirie (G.B.)...	14 m. 26.2 s.
6	N. Popov (U.S.S.R.)...	14 m. 28.6 s.
7	C. Capozzoli (U.S.)...	14 m. 39.0 s.
8	A. Sutter (Swit.)...	14 m. 45.2 s.
9	O. Saksvik (Norway)...	14 m. 55.4 s.
10	J. Landy (Australia)...	14 m. 56.4 s.
11	H. Perz (Austria)...	14 m. 57.2 s.
12	O. Inoue (Japan)...	14 m. 59.0 s.
13	S. Pavlovic (Yugo.)...	14 m. 59.2 s.
14	J. Kovács (Hungary)...	17 m. 09.2 s.

## Heat 2

1	H. Schade (Germany)...	14 m. 15.4 s.
2	A. Parker (G.B.)...	14 m. 18.2 s.
3	E. Béres (Hungary)...	14 m. 19.6 s.
4	L. Theys (Belgium)...	14 m. 22.2 s.
5	E. Tuomaala (Finland)...	14 m. 26.8 s.
6	I. Séménov (U.S.S.R.)...	14 m. 28.8 s.
7	A. Graj (Poland)...	14 m. 30.0 s.
8	O. Cosgul (Turkey)...	14 m. 36.2 s.
9	B. Karlsson (Sweden)...	14 m. 45.8 s.
10	P. Page (Switz.)...	14 m. 57.0 s.
11	A. Baghanbachi (Iran)...	15 m. 03.0 s.
12	B. Abdelkrim (France)...	15 m. 10.2 s.
13	D. Santee (U.S.)...	15 m. 10.4 s.
14	Z. Ceraj (Yugo.)...	15 m. 17.8 s.

## 10,000 METRES (6 miles 376 yds.)

**WORLD RECORD:**—E. Zatopek (Czechoslovakia), 1950—29 mins. 02.6 secs.  
**OLYMPIC RECORD:**—E. Zatopek (Czechoslovakia), 1952—29 mins. 17.0 secs.  
**PREVIOUS OLYMPIC RECORD:**—E. Zatopek (Czechoslovakia), 1948—29 mins. 59.6 secs.

1	E. Zatopek (Czecho.)...	29 m. 17.0 s.	17	B. Abdallah (France)...	30 m. 53.0 s.
2	A. Mimoun (France)...	29 m. 32.8 s.	18	F. Mihalic (Yugo.)...	30 m. 53.2 s.
3	A. Anoufriev (U.S.S.R.)...	29 m. 48.2 s.	19	H. Niskanen (Finland)...	30 m. 59.6 s.
4	H. Posti (Finland)...	29 m. 51.4 s.	20	C. Stone (U.S.)...	31 m. 02.6 s.
5	F. Sando (G.B.)...	29 m. 51.8 s.	21	F. Wilt (U.S.)...	31 m. 04.0 s.
6	V. Nystrom (Sweden)...	29 m. 51.8 s.	22	Van De Wattne (Bel.)...	31 m. 15.8 s.
7	D. Pirie (G.B.)...	30 m. 04.2 s.	23	R. Inostroza (Chile)...	31 m. 28.6 s.
8	F. Norris (G.B.)...	30 m. 09.8 s.	24	T. Thogersen (Denmk.)...	31 m. 47.8 s.
9	I. Pozhidayev (U.S.S.R.)...	30 m. 13.4 s.	25	B. Labidi (France)...	31 m. 52.2 s.
10	M. Stokken (Norway)...	30 m. 22.2 s.	26	K. Jóhannsson (Iceland)...	32 m. 00.0 s.
11	N. Popov (U.S.S.R.)...	30 m. 24.2 s.	27	H. Perz (Austria)...	32 m. 13.2 s.
12	B. Albertsson (Sweden)...	30 m. 34.6 s.	28	W. Keith (S. Africa)...	32 m. 32.4 s.
13	B. Karlsson (Sweden)...	30 m. 35.8 s.	29	A. van den Rydt (Belg.)...	33 m. 13.4 s.
14	B. Juhász (Hungary)...	30 m. 39.6 s.	30	A. Rashid (Pakistan)...	33 m. 50.4 s.
15	O. Cosgul (Turkey)...	30 m. 42.4 s.	31	H. Frischknecht (Swit.)...	35 m. 34.0 s.
16	V. Koskela (Finland)...	30 m. 43.0 s.	32	L. Tran Van (Viet Nam)...	37 m. 33.0 s.

## MARATHON (42,195 m. = 26 miles 385 yds.)

**OLYMPIC RECORD:**—E. Zatopek (Czechoslovakia), 1952—2 hrs. 23 mins. 03.2  
**PREVIOUS OLYMPIC RECORD:**—K. Son (Japan), 1936—2 hrs. 29 mins. 19.2

	hrs.	mins.	secs.
E. Zatopek (Czechoslovakia).....	2	23	03.2
H. Gurno (Argentina).....	2	25	35
J. Jansson (Sweden).....	2	26	07
Chul Chol (Korea).....	2	26	36
R. Harvonen (Finland).....	2	26	41.8
H. Cabrera (Argentina).....	2	26	42.4
L. Bronnyi (Hungary).....	2	28	04.8
J. Juhász (Finland).....	2	29	35
Chen (G.B.).....	2	30	42
Harward (S. Africa).....	2	31	50.2
Loft (S. Africa).....	2	32	41
Geising (Sweden).....	2	32	48.4
Byrgall (U.S.).....	2	32	52.4
Weslén (Chile).....	2	33	45.8
van de Zande (Netherlands).....	2	33	50
Olson (Norway).....	2	33	58.4
Hietanen (Finland).....	2	34	01
Dewachtere (Belgium).....	2	34	32
Keith (S. Africa).....	2	34	38
Meshchachenkov (U.S.S.R.).....	2	34	43.8
Pastergom (Hungary).....	2	35	10
Furus (Guatemala).....	2	35	40
Stonest (Belgium).....	2	35	43
Kjarsaen (Norway).....	2	36	14
Hashida (Japan).....	2	36	19
Yamada (Japan).....	2	38	11.2
Yano (U.S.S.R.).....	2	38	22
Bachkov (U.S.S.R.).....	2	38	28.8
Burström (Sweden).....	2	38	57.4
Fugelshardt (Germany).....	2	39	37.2
Olga (Rumania).....	2	39	42.2
Lecland (Belgium).....	2	40	37
Chong Suk Chol (Korea).....	2	41	23
Asatad (Norway).....	2	41	29.8
Zatopek (Czechoslovakia).....	2	41	40.4
Sturck (Czechoslovakia).....	2	42	50
James (U.S.).....	2	43	13.4
Wentico (Australia).....	2	43	38.2
Aslam (Pakistan).....	2	43	02
Gruber (Austria).....	2	45	08
Galina (Canada).....	2	45	58
Radulescu (Rumania).....	2	46	00.8
Thomsen (Denmark).....	2	46	41.4
Wannemunde (Germany).....	2	50	00
Corbett (U.S.).....	2	51	09
Busnel (Australia).....	2	52	23
Busnel (Italy).....	2	52	55
Busnel (Italy).....	2	54	38.2
Busnel (Poland).....	2	55	21
Burman (Denmark).....	2	56	22.8
West (Ireland).....	2	56	33
Morgenthaler (Switzerland).....	2	56	56
Abd El Fattah (Egypt).....	2	58	09.2
Assthar (India).....	2	58	02
A. Badi (Italy).....	2	58	36.2

Did not finish: J. Peters (G.B.), R. Constantin (Rumania), Chong Oh Hong (Korea), R. Inostroza (Chile), A. Aytar (Turkey), F. Krajcar (Yugo.), L. Billas (Spain), O. Fernandez (Argent.), Y. Uchikawa (Japan), S. Cox (G.B.), M. Hossain (Pakistan), L. Velasques (Guatemala), E. Martufi (Italy).

## 4 x 100 METRES RELAY

**WORLD AND OLYMPIC RECORD:**—J. C. Owens, R. H. Metcalfe, F. Draper, F. C. Wykoff (U.S.), 1936—39.8 s.

**1952 WINNERS:**—F. Smith, H. Dillard, L. Remigino, A. Stanfield (U.S.)—40.1 s.

## FIRST ROUND

## Heat 1

1	U.S. (F. Smith, H. Dillard, L. Remigino, A. Stanfield).....	40.3 secs.
2	France (A. Porthault, E. Bally, Y. Camus, R. Bonino).....	40.8 secs.
3	Poland (D. Suchenski, Z. Buhl, Z. Stweczyk, E. Kiszka).....	41.8 secs.
4	Finland (A. Turakainen, V. Helsten, P. Tavisalo, I. Baran).....	42.0 secs.
5	Canada (G. Crosby, D. McFarlane, R. Hutchison, W. Sutton).....	42.6 secs.
6	Portugal (T. Paquete, F. Casimiro, E. Eleuterio, R. Maia).....	42.8 secs.
7	Egypt (E. Shafei, F. Yazzi, F. Chaaban, Y. Omar-Aly).....	42.9 secs.

## Heat 2

1	G.B. (E. McD. Bailey, W. Jack, J. Gregory, B. Shenton).....	41.2 secs.
2	Italy (C. Vittorio, A. Siddi, G. Sobrero, F. Leccese).....	41.5 secs.
3	Cuba (E. Planas del Río, S. Anderson Schwyer, A. García Delgado, R. Fortún Chacón).....	41.9 secs.
4	Gold Coast (G. Acquaaah, G. Laryea, J. Owusu, A. Lawson).....	42.1 secs.
5	Australia (M. Curotta, E. Carr, R. Weinberg, K. Doubleday).....	42.3 secs.
6	Thailand (A. Vanastit, A. Sankosik, P. Amatayakul, B. Pakpuang).....	44.5 secs.

## Heat 3

1	Hungary (L. Zarándi, G. Varasdi, G. Csándi, B. Goldoványi).....	41.0 secs.
2	Czecho. (F. Broz, J. David, M. Horcic, Z. Pospisil).....	41.5 secs.
3	Argentina (E. Beckles, M. Acosta, G. Bonnhoff, R. Galan).....	41.5 secs.
4	Germany (P. Kraus, W. Zandt, J. Heinen, F. Happernagel).....	41.5 secs.
5	Switzerland (W. Schneider, Eichenberger, E. Muhlethaler, H. Wehrli).....	41.6 secs.

## Heat 4

1	U.S.S.R. (B. Tokarev, L. Kaljaev, L. Sanadze, V. Soukharev)....	41.3 secs.
2	Nigeria (T. Erinle, R. Oluwa, K. Olowu, M. Arogundade).....	42.4 secs.
3	Pakistan (M. Butt, M. Fazil, A. Aziz, J. Aslam).....	42.8 secs.
Disqualified: Iceland (I. Thorsteinsson, P. Sigurdsson, H. Haraldsson, A. Bjarnason).		

## SEMI-FINALS

## Heat 1

1	U.S. ....	40.4 secs.
2	U.S.S.R. ....	40.7 secs.
3	G.B. ....	41.0 secs.
4	Argentina ....	41.4 secs.
5	Poland ....	41.8 secs.
6	Pakistan ....	42.0 secs.

## HEAT 2

1	Hungary .....	40.9 secs.
2	France .....	40.9 secs.
3	Czecho. ....	41.3 secs.
4	Cuba .....	41.5 secs.
5	Nigeria .....	41.9 secs.
Italy did not compete.		

## FINAL

1	U.S. ....	40.1 secs.
2	U.S.S.R. ....	40.3 secs.
3	Hungary ....	40.5 secs.
4	G.B. ....	40.6 secs.
5	France ....	40.9 secs.
6	Czecho. ....	41.2 secs.



TOP: U.S.A. Team—400 meters relay winners. (Left to Right) H. Dillard, L. Remigino, A. Stanfield and F. Smith.  
 BOTTOM: Jamaica Team—1600 meters relay champions. (H. McKenley, A. Wint, L. Laing and George Rhoden.

## 4 x 400 METRES RELAY

**WORLD AND OLYMPIC RECORD:**—A. Wint, L. Laing, H. McKenley, V. Rhoden (Jamaica), 1952—3 mins. 03.9 secs.

**PREVIOUS WORLD AND OLYMPIC RECORD:**—I. Fuqua, E. Ablowich, J. Warner, W. Laing (U.S.), 1932—3 mins. 08.2 secs.

## FIRST ROUND

## Heat 1

1	Jamaica (H. McKenley, L. Laing, A. Wint, V. Rhoden).....	3 m. 12.1
2	France (J.-P. Goudeau, R. Bart, J. Degats, J.-P. Martin du Gard)	3 m. 12.6
3	Sweden (G. Brannstrom, T. Ekfeldt, R. Larsson, L.-E. Wolfbrandt)	3 m. 13.3
4	Belgium (A. Lowagie, A. Uytterhoeven, R. Moens, F. Linsen)	3 m. 15.8
5	Luxemburg (P. Schaeffer, J. Hamilius, F. Hammer, G. Rasquin)	3 m. 16.2
6	Finland (R. Tavisaalo, S. Mildh, E. Graeffe, R. Back)	3 m. 16.4
7	Japan (J. Matoba, E. Okano, K. Yamamoto, Y. Muroya).....	3 m. 20.3

## Heat 2

1	U.S. (O. Matson, G. Cole, C. Moore, M. Whitfield).....	3 m. 11.5
2	G.B. (L. Lewis, A. Dick, T. Higgins, N. Stacey).....	3 m. 12.5
3	Hungary (F. Banhalmi, L. Szentgáli, E. Solymosi, Z. Adamik)	3 m. 13.8
4	Italy (B. Porto, G. Rocca, L. Grossi, A. Filiput).....	3 m. 15.2
5	Switzerland (E. Schneider, J. Steger, P. Stalder, E. von Gunten)	3 m. 15.4
6	Pakistan (A. Rehman, M. Shaif, M. Kahn, A. Zeb).....	3 m. 23.2

## Heat 3

1	Germany (G. Steines, H. Geister, H. Ulzheimer, K.-F. Haas)....	3 m. 10.5
2	Canada (D. Clement, J. Hutchins, J. Carroll, J. Lavery).....	3 m. 11.2
3	U.S.S.R. (A. Ignatjev, G. Slepnev, E. Pilags, J. Lituev).....	3 m. 12.5
4	S. Africa (L. van Biljon, R. Wilkie, J. Anderton, W. Chivell)....	3 m. 14.8
5	Australia (R. Weinberg, M. Curotta, K. Doubleday, E. Carr)....	3 m. 15.8

## FINAL

1	Jamaica (A. Wint, L. Laing, H. McKenley, V. Rhoden).....	3 m. 03.9
2	United States .....	3m. 04.0
3	Germany .....	3 m. 06.6
4	Canada .....	3 m. 09.3
5	G.B. .....	3 m. 10.0
6	France .....	3 m. 10.1

Order of running changed in final.

## 3,000 METRES STEEPCHASE (1 mile 1,521 yds.)

**OLYMPIC RECORD:**—H. Ashenfelter (U.S.), 1952—8 mins. 45.4 secs.

**PREVIOUS OLYMPIC RECORD:**—V. Iso-Hollo (Finland), 1936—9 mins. 3.8 secs.

## HEAT 1

1	V. Kazantsev (U.S.S.R.)	8 m. 53.0 s.
2	G. Hesselmann (Germ.)	9 m. 05.0 s.
3	G. Karlsson (Sweden)	9 m. 05.4 s.
4	C. Onel (Turkey)	9 m. 06.0 s.
5	J. Roudny (Czech.)	9 m. 06.4 s.
6	K. Lusenius (Finland)	9 m. 26.8 s.
7	K. Johnson (G.B.)	9 m. 27.0 s.
8	D. Stritoff (Yugo.)	9 m. 28.0 s.
9	V. Pirea (Rumania)	9 m. 29.2 s.
10	G. Solá (Chile)	9 m. 32.2 s.
11	P. Prat (France)	9 m. 32.8 s.
12	G. Mann (India)	9 m. 48.6 s.

## Heat 2

1	J. Disley (G.B.)	8 m. 59.4 s.
2	O. Rinteenpaa (Finl'd)	8 m. 59.4 s.
3	J. Apró (Hungary)	9 m. 00.4 s.
4	H. Gude (Germany)	9 m. 04.2 s.
5	F. Marulin (U.S.S.R.)	9 m. 08.4 s.
6	A. Baghbanbachi (Iran)	9 m. 13.2 s.
7	J. Kielas (Poland)	9 m. 15.4 s.
8	A. Lebrun (France)	9 m. 17.8 s.
9	S. Takahashi (Japan)	9 m. 21.6 s.
10	B. Djuraskovic (Yugo.)	9 m. 23.2 s.
11	E. Nilsson (Sweden)	9 m. 25.0 s.
12	H. Ross (U.S.)	9 m. 44.0 s.

## FINAL

1	H. Ashenfelter (U.S.)	8 m. 45.4
2	V. Kazantsev (U.S.S.R.)	8 m. 51.6
3	J. Disley (G.B.)	8 m. 51.8
4	O. Rinteenpaa (Finl'd)	8 m. 55.2
5	C. Soderberg (Sweden)	8 m. 55.6
6	G. Hesselmann (Germ.)	8 m. 55.8
7	M. Saltykov (U.S.S.R.)	8 m. 56.2
8	H. Gude (Germany)	9 m. 01.4
9	J. Apró (Hungary)	9 m. 04.2
10	C. Onel (Turkey)	9 m. 04.4
11	C. Brasher (G.B.)	9 m. 14.0
12	G. Karlsson (Sweden)	10 m. 26.4

## 110 METRES HURDLES (120 yds. 1 ft.)

**WORLD RECORD:**—R. Attlesey (U.S.), 1950—13.5 seconds

**OLYMPIC RECORD:**—H. Dillard (U.S.), J. Davis (U.S.), 1952—13.7 seconds

**PREVIOUS OLYMPIC RECORD:**—W. F. Porter (U.S.), 1948—13.9 seconds

## FIRST ROUND

## Heat 1

1	Attlesey (U.S.)	13.9
2	Dillard (U.S.S.R.)	14.8
3	Porter (Switz.)	15.1
4	Porter (Turkey)	15.2
5	Porter (Chile)	15.4
6	Porter (Finland)	15.4

## Heat 2

1	Attlesey (U.S.S.R.)	14.4
2	Porter (France)	14.9
3	Porter (Argentina)	15.0
4	Porter (Finland)	15.4
5	Porter (Gonzalez (Puerto Rico))	15.4
6	Porter (Egypt)	16.1

## Heat 3

1	Porter (U.S.)	14.0
2	Porter (Yugo.)	14.8
3	Porter (Schweyer (Cuba))	15.1
4	Porter (Germany)	15.1
5	Porter (Venezuela)	15.7

## Heat 1

1	Attlesey (U.S.)	14.0
2	Attlesey (U.S.)	14.2
3	Attlesey (Australia)	14.5
4	Attlesey (U.S.S.R.)	14.7
5	Attlesey (France)	14.9
6	Attlesey (G.B.)	14.9

## Heat 2

1	Attlesey (U.S.)	13.7
2	Attlesey (U.S.)	13.7
3	Attlesey (U.S.)	14.1

## SEMI-FINALS

## FINAL

1	Attlesey (U.S.)	13.7	4	E. Bulanchik (U.S.S.R.)	14.5
2	Attlesey (U.S.)	13.7	5	K. Doubleday (Australia)	14.7
3	Attlesey (U.S.)	14.1	6	R. Weinberg (Australia)	14.8

## 400 METERS HURDLES (437 yds. 1 ft.)

**WORLD RECORD:**—G. F. Hardin (U.S.), 1934—50.6 secs.

**OLYMPIC RECORD:**—C. Moore (U.S.), 1952—50.8 secs.

**PREVIOUS OLYMPIC RECORD:**—R. E. Cochran (U.S.), 1948—51.1 secs.

## FIRST ROUND

## Heat 1

1	Moore (U.S.)	51.8
2	Moore (Sweden)	53.7
3	Moore (Japan)	54.2
4	Moore (Austria)	54.8
5	Moore (Luxemburg)	57.8

## Heat 2

1	Moore (U.S.S.R.)	54.3
2	Moore (U.S.)	55.2
3	Moore (Australia)	55.4
4	Moore (Pakistan)	56.1
5	Moore (Iceland)	56.5

## Heat 3

1	A. Julin (U.S.S.R.)	53.6
2	P. Cosmas (Greece)	53.9
3	R. Blackman (U.S.)	54.8
4	R. Graeffe (Finland)	55.0
5	J. Gevert (Chile)	56.1
6	L. Doybak (Turkey)	56.6

## Heat 4

1	J. Lituev (U.S.S.R.)	53.5
2	Y. Pitkonen (Finland)	54.2
3	R. Bart (France)	54.5
4	P. Yoma (Chile)	56.8
5	P. Ferrer (Venezuela)	62.1

## Heat 5

	secs.
1 P. Wilkie (S. Africa).....	54.5
2 A. Hilli (Finland).....	54.6
3 R. Larsson (Sweden).....	55.9
4 M. Khan (Pakistan).....	56.3

## Heat 6

	secs.
1 J. Holland (New Zealand).....	53.3
2 S. Eriksson (Sweden).....	54.3
3 A. Scott (Great Britain).....	54.9
4 K. Horulu (Turkey).....	55.2
5 K. Schmid (Switzerland).....	57.5

## SECOND ROUND

## Heat 1

	secs.
1 C. Moore (U.S.A.).....	50.8
2 A. Julin (U.S.S.R.).....	52.4
3 A. Filiput (Italy).....	53.0
4 R. Bart (France).....	53.0
5 S. Eriksson (Sweden).....	53.8
6 H. Schwarz (Switzerland).....	54.0

## Heat 2

	secs.
1 J. Holland (New Zealand).....	52.2
2 D. Yoder (U.S.).....	53.3
3 D. Gracie (Great Britain).....	53.9
4 A. Hilli (Finland).....	54.0
5 P. Cosmas (Greece).....	55.3
6 W. Gomes Carneiro (Brazil).....	59.4

## SEMI-FINALS

## Heat 1

	secs.
1 J. Lituev (U.S.S.R.).....	51.8
2 J. Holland (New Zealand).....	52.0
3 A. Julin (U.S.S.R.).....	52.1
4 D. Gracie (Great Britain).....	52.4
5 R. Blackman (U.S.).....	52.7
6 R. Larsson (Sweden).....	53.9

## Heat 7

1 D. Gracie (Great Britain).....	53.9
2 W. Gomes Carneiro (Brazil).....	54.0
3 H. Schwarz (Switzerland).....	54.0
4 F. de M. Fernandes (Portgl.).....	54.0
5 D. Acarbay (Turkey).....	56.0

## Heat 8

1 A. Filiput (Italy).....	53.0
2 H. Whittle (Great Britain).....	53.0
3 A. Lippai (Hungary).....	53.0
4 A. Francis (Puerto Rico).....	53.0
5 J. Thureau (France).....	53.0

## Heat 3

1 J. Lituev (U.S.S.R.).....	53.0
2 A. Lippai (Hungary).....	53.0
3 H. Whittle (Great Britain).....	53.0
4 L. Ylander (Sweden).....	53.0
5 P. Wilkie (South Africa).....	53.0
6 K. Doubleday (Australia).....	56.0

## Heat 4

1 T. Luney (U.S.S.R.).....	53.0
2 R. Blackman (U.S.).....	53.0
3 R. Larsson (Sweden).....	53.0
4 A. Scott (Great Britain).....	53.0
5 R. Pelkonen (Finland).....	53.0
6 E. Okano (Japan).....	54.0

FINAL	
1 C. Moore (U.S.).....	50.8
2 J. Lituev (U.S.S.R.).....	51.3
3 J. Holland (New Zealand).....	52.2

4 A. Julin (U.S.S.R.).....	52.1
5 H. Whittle (Great Britain).....	52.4
6 A. Filiput (Italy).....	53.0

## 10,000 METRES WALK

WORLD RECORD:—V. Hardmo (Sweden), 1945—42 mins. 39.6 secs.

OLYMPIC RECORD:—J. Mikaelsson (Sweden), 1952—45 mins. 2.8 secs.

PREVIOUS OLYMPIC RECORD:—J. Mikaelsson (Sweden), 1948—45 mins.

## Heat 1

1 J. Mikaelsson (Sweden).....	45 m. 05.8 s.
2 J. Mikaelsson (Sweden).....	45 m. 10.0 s.
3 J. Mikaelsson (France).....	45 m. 58.0 s.
4 J. Mikaelsson (Switz.).....	46 m. 35.2 s.
5 J. Mikaelsson (Australia).....	46 m. 55.2 s.
6 J. Mikaelsson (U.S.S.R.).....	47 m. 26.0 s.
7 J. Mikaelsson (Sweden).....	47 m. 32.4 s.
8 J. Mikaelsson (Norway).....	49 m. 08.4 s.
9 J. Mikaelsson (Denmark).....	50 m. 42.8 s.
10 J. Mikaelsson (U.S.).....	disqualified.

## Heat 2

1 J. Mikaelsson (U.S.).....	46 m. 12.4 s.
2 J. Mikaelsson (France).....	46 m. 47.8 s.
3 J. Mikaelsson (Sweden).....	47 m. 06.0 s.
4 J. Mikaelsson (Switz.).....	47 m. 06.0 s.
5 J. Mikaelsson (Austria).....	47 m. 06.2 s.

## 50,000 METRES WALK (31 miles 120 yds.)

WORLD RECORD:—G. Dordoni (Italy), 1952—4 hrs. 28 mins. 07.8 secs.

PREVIOUS OLYMPIC RECORD:—H. H. Whitlock (G.B.), 1936—4 hrs. 30 mins.

1 G. Dordoni (Italy).....	4 h. 28 m. 07.8 s.
2 G. Dordoni (Czechoslovakia).....	4 h. 30 m. 17.8 s.
3 G. Dordoni (Hungary).....	4 h. 31 m. 27.2 s.
4 G. Dordoni (G.B.).....	4 h. 32 m. 21.0 s.
5 G. Dordoni (U.S.S.R.).....	4 h. 32 m. 34.2 s.
6 G. Dordoni (U.S.S.R.).....	4 h. 32 m. 51.6 s.
7 G. Dordoni (Rumania).....	4 h. 41 m. 05.2 s.
8 G. Dordoni (Rumania).....	4 h. 41 m. 52.8 s.
9 G. Dordoni (Sweden).....	4 h. 43 m. 45.2 s.
10 G. Dordoni (Italy).....	4 h. 44 m. 30.2 s.
11 G. Dordoni (G.B.).....	4 h. 45 m. 12.6 s.
12 G. Dordoni (Hungary).....	4 h. 45 m. 55.8 s.
13 G. Dordoni (Germany).....	4 h. 47 m. 28.6 s.
14 G. Dordoni (Finland).....	4 h. 49 m. 16.4 s.
15 G. Dordoni (France).....	4 h. 50 m. 40.4 s.
16 G. Dordoni (Norway).....	4 h. 52 m. 37.8 s.
17 G. Dordoni (France).....	4 h. 52 m. 48.4 s.
18 G. Dordoni (Italy).....	4 h. 55 m. 28.2 s.
19 G. Dordoni (Denmark).....	4 h. 56 m. 46.0 s.
20 G. Dordoni (France).....	4 h. 57 m. 35.8 s.
21 G. Dordoni (U.S.).....	4 h. 59 m. 08.2 s.
22 G. Dordoni (U.S.S.R.).....	5 h. 01 m. 00.4 s.
23 G. Dordoni (Switzerland).....	5 h. 02 m. 37.8 s.
24 G. Dordoni (Switzerland).....	5 h. 02 m. 56.2 s.
25 G. Dordoni (Canada).....	5 h. 04 m. 40.4 s.
26 G. Dordoni (Switzerland).....	5 h. 08 m. 59.0 s.
27 G. Dordoni (Norway).....	5 h. 11 m. 40.2 s.
28 G. Dordoni (Sweden).....	5 h. 30 m. 56.6 s.
29 G. Dordoni (U.S.).....	disqualified.
30 G. Dordoni (U.S.).....	disqualified.



## HIGH JUMP

**WORLD'S RECORD:**—L. Steers (U.S.), 1941—6 ft. 11 ins. (2.11 m.)

**OLYMPIC RECORD:**—W. F. Davis (U.S.), 1952—6 ft. 8¼ ins. (2.04 m.)

**PREVIOUS OLYMPIC RECORD:**—C. C. Johnson (U.S.), 1936—6 ft. 8 in. (2.03 m.)

1	W. Davis (U.S.)	2.04	6'	8¼"
2	K. Wiesner (U.S.)	2.01	6'	7¼"
3	J. Telles da Conceicao (Brazil)	1.98	6'	6"
4	G. Svensson (Sweden)	1.98	6'	6"
5	R. Pavitt (G.B.)	1.95	6'	4¾"
6	I. Soeter (Rumania)	1.95	6'	4¾"
7	A. Betton (U.S.)	1.95	6'	4¾"
8	B. Gundersen (Norway)	1.90	6'	2¾"
9	J. Delellenne (Belgium)	1.90	6'	2¾"
	J. Majekodunmi (Nigeria)	1.90	6'	2¾"
11	P. Halme (Finland)	1.90	6'	2¾"
	P. Wells (G.B.)	1.90	6'	2¾"
13	G. Damitio (France)	1.90	6'	2¾"
	J. Iljasov (U.S.S.R.)	1.90	6'	2¾"
15	A. Ljungqvist (Sweden)	1.90	6'	2¾"
16	H. Wahli (Switz.)	1.90	6'	2¾"
17	B. Leirud (Norway)	1.90	6'	2¾"
18	C. Benard (France)	1.90	6'	2¾"
	N. Osagie (Nigeria)	1.90	6'	2¾"
	B. Guobadia (Nigeria)	1.80	5'	10¾"
20	M. Dimitrijevic (Yugo.)	1.80	5'	10¾"
	J. Owoo (Gold Coast)	1.80	5'	10¾"
	M. Soedarmodjo (Indonesia)	1.80	5'	10¾"
	T. Bell (Venezuela)	1.80	5'	10¾"
24	P. Leane (Australia)	1.80	5'	10¾"
	A. Koskinen (Finland)	1.80	5'	10¾"
	A. Paterson (G.B.)	1.80	5'	10¾"
28	E. Vansovich (U.S.S.R.)	1.80	5'	10¾"

Failed to qualify: H. Ascune (Uruguay), A. Batun (Israel), N. Ethirveerasingham (Ceylon), A. Franco (Philippines), W. Herssens (Belgium), E. Laga (Chile), O. Mamonov (U.S.S.R.), K. Snidvongs (Thailand).

## POLE VAULT

**WORLD RECORD:**—C. Warmerdam (U.S.), 1942—15 ft. 7¾ in. (4.77 m.)

**OLYMPIC RECORD:**—R. Richards (U.S.), 1952—14 ft. 11¼ in. (4.55 m.)

**PREVIOUS OLYMPIC RECORD:**—E. Meadows (U.S.), 1936—14 ft. 3¼ in. (4.35 m.)

1	R. Richards (U.S.)	4.55	m.	(14'	11¼")
2	D. Laz (U.S.)	4.50	m.	(14'	9¼")
3	R. Lundberg (Swed.)	4.40	m.	(14'	5¼")
4	P. Denisenko (U.S.S.R.)	4.40	m.	(14'	5¼")
5	V. Olenius (Finland)	4.30	m.	(14'	1¼")
6	B. Sawada (Japan)	4.20	m.	(13'	9¼")
7	V. Brazhnik (U.S.S.R.)	4.20	m.	(13'	9¼")
8	V. Knjazev (U.S.S.R.)	4.20	m.	(13'	9¼")
9	G. Mattos (U.S.)	4.20	m.	(13'	9¼")
10	E. Kataja (Finland)	4.10	m.	(13'	5¼")

## POLE VAULT, Continued

11	Hannuhal (Hun.)	4.10	m.	(13'	5½")
12	And (Jwed.)	4.10	m.	(13'	5½")
13	Milakov (Yugo.)	4.10	m.	(13'	5½")
14	Christiadia (Greece)	3.95	m.	(12'	11½")
15	Engelsson (Iceland)	3.95	m.	(12'	11½")
16	Rane (Norway)	3.80	m.	(12'	5½")
17	Halafan (Greece)	3.80	m.	(12'	5½")
18	Tragomir (Rum.)	3.80	m.	(12'	5½")
19	Puronen (Finland)	3.80	m.	(12'	5½")

Failed to qualify: E. Adameczyk (Poland), N. Agullera (Mexico), T. Anderson (U.S.), P. Breitman (France), H. Buch Silva (Brazil), G. Elliott (G.B.), G. El (Egypt), P. Fritz (Austria), W. Hofstetter (Switz.), R. Miller (Poland), I. Rouhakis (Greece), J. Vincente Chandler (Puerto Rico), A. Wazny (Poland).



Bob Richards, U.S.A., Olympic Pole Vault champion.

## BROAD JUMP

**WORLD RECORD:**—J. C. Owens (U.S.), 1935—26 ft. 8¼ ins. (8.13 m.)

**OLYMPIC RECORD:**—J. C. Owens (U.S.), 1936—26 ft. 5¾ ins. (8.06 m.)

**1952 WINNER:**—J. C. Biffle (U.S.)—24 ft. 10 ins. (7.57 m.)

	Metres
1 J. Biffle (U.S.).....	7.57 (24' 10")
2 M. Gourdine (U.S.).....	7.53 (24' 8½")
3 O. Foldessi (Hungary).....	7.30 (23' 11½")
4 A. F. de Sá (Brazil).....	7.23 (23' 8¾")
5 J. Valtonen (Finland).....	7.16 (23' 6")
6 L. Grigorjev (U.S.S.R.).....	7.14 (23' 5")
7 K. Israelsson (Sweden).....	7.10 (23' 3½")
8 P. Faucher (France).....	7.02 (23' 0¾")
9 P. Snellman (Finland).....	7.02 (23' 0¾")
10 M. Tajima (Japan).....	7.00 (22' 11½")
11 N. Price (S. Africa).....	6.40 (21' 0")
12 { G. Brown, Jr. (U.S.).....	— — —
{ H. Visser (Neth.).....	— — —

Non-qualifiers: N. Andrushenko (U.S.S.R.), T. Breder (Saar), H. Grabowski (Poland), B. Iriarte (Venezuela), P. Leane (Australia), G. de Oliveira (Brazil), K. Olowu (Nigeria), K. Snidvongs (Thailand), J. Valkama (Finland), C. Vera (Chile), S. Williams (Nigeria), F. Wurth (Austria).

## HOP, STEP and JUMP

**WORLD AND OLYMPIC RECORD:**—A. Ferreira da Silva (Brazil), 1952—53 ft. 2½ ins. (16.22 m.)

**PREVIOUS WORLD RECORD:**—A. Ferreira da Silva (Brazil), 1951—52 ft. 6¾ ins. (16.01 m.)

**PREVIOUS OLYMPIC RECORD:**—N. Tajima (Japan), 1936—52 ft. 6 ins. (16.00 m.)

	Metres
1 A. Ferreira da Silva (Brazil).....	16.22 (53' 2½")
2 L. Scherbakov (U.S.S.R.).....	15.98 (52' 5¼")
3 A. Devonish (Venezuela).....	15.52 (50' 11")
4 W. Ashbaugh (U.S.).....	15.39 (50' 6")
5 R. Nilsen (Norway).....	15.13 (49' 7¾")
6 Y. Iimuro (Japan).....	14.99 (49' 2¼")
7 G. de Oliveira (Brazil).....	14.95 (49' 0½")
8 R. Norman (Sweden).....	14.89 (48' 10¼")
9 R. Hiltunen (Finland).....	14.85 (48' 8½")
10 Z. Weinberg (Poland).....	14.76 (48' 5")
11 J. Gerhardt (U.S.).....	14.69 (48' 2¼")
12 R. Ramos (Portugal).....	14.69 (48' 2¼")
13 P. Larsen (Denmark).....	14.62 (47' 11½")
14 T. Yamamoto (Japan).....	14.57 (47' 9½")
15 A. Ahman (Sweden).....	14.05 (46' 1¼")

Non-qualifiers:—A. Ahtiok (Turkey), J. Boulanger (France), W. Burgard (Saar), F. Castro (Puerto Rico), F. Chaaban (Egypt), Y. Choi (Korea), N. Dagoroff (Bulgaria), V. Filippov (U.S.S.R.), K. Hasegawa (Japan), W. Herssens (Belgium), S. Kowal (Poland), W. Laing (Gold Coast), E. Lopes (Portugal), M. M'Baye (France), M. Mihail (Greece), N. Price (S. Africa), R. Radovanovic (Yugo.), K. Rautio (Finland), H. Román Selvá (Puerto Rico), B. Sakellarakis (Greece), G. Shaw (U.S.), O. Simón (Spain), K. Snidvongs (Thailand), J. Telles da Conceicao (Brazil), P. Uusihauta (Finland), F. Wurth (Austria).



**HOP:** Harrison Dillard, U.S.A., Olympic 110 meters Hurdles champion and Walter Davis, High Jump champion. **LOWER:**—Sim Iness, U.S.A., Discus champion; J. Farkas, Hungary, Hammer Throw winner and A. Ferreira da Silva, Brazil, Hop, Step and Jump winner.

### PUTTING THE WEIGHT (16 lb. = 7.257 kgs.)

**WORLD RECORD:**—J. E. Fuchs (U.S.), 1950—58 ft. 10½ ins. (17.94m.)

**OLYMPIC RECORD:**—W. P. O'Brien, Jr. (U.S.), 1952—57 ft. 1½ ins. (17.41m.)

**PREVIOUS OLYMPIC RECORD:**—W. M. Thompson (U.S.), 1948—56 ft. 2 ins. (17.12 m.)

1	W. P. O'Brien, Jr. (U.S.).....	17.41 (57' 1½")
2	C. D. Hooper (U.S.).....	17.39 (57' 0¾")
3	J. Fuchs (U.S.).....	17.06 (55' 11¾")
4	O. Grigalka (U.S.S.R.).....	16.78 (55' 0¾")
5	R. F. Nilsson (Sweden).....	16.55 (54' 3½")
6	J. A. Savidge (G.B.).....	16.19 (53' 1½")
7	G. Fedorov (U.S.S.R.).....	16.06 (52' 8¼")
8	P. Stavem (Norway).....	16.02 (52' 6¾")
9	J. Skobla (Czechoslovakia).....	15.92 (52' 2¾")
10	T. Krzyzanowski (Poland).....	15.08 (49' 5¾")
11	L. Guillier (France).....	14.84 (48' 8¼")
12	A. Profeti (Italy).....	14.74 (48' 4¼")
13	A. Schwabl (Austria).....	14.45 (47' 5")

Non-qualifiers:—J. A. Giles (G.B.), A. K. Perko (Finland), K. P. Rask (Finland), R. Rosario Rodriguez (Puerto Rico), T. A. Telén (Finland), N. Turan (Turkey), C. Yatagamas (Greece).

### DISCUS THROW

**WORLD RECORD:**—F. Gordien (U.S.), 1949—186 ft. 11 in. (56.97 m.)

**OLYMPIC RECORD:**—S. Iness (U.S.), 1952—180 ft. 6½ in. (55.03 m.)


**PREVIOUS OLYMPIC RECORD:**—A. Consolini (Italy), 1948—173ft.2 in. (52.78m.)

		Metres
1	S. Iness (U.S.).....	55.03 (180' 6½")
2	A. Consolini (Italy).....	53.78 (176' 5¼")
3	J. Dillion (U.S.).....	53.28 (174' 9¾")
4	F. Gordien (U.S.).....	52.66 (172' 9¾")
5	F. Klics (Hungary).....	51.13 (167' 9")
6	O. Grigalka (U.S.S.R.).....	50.71 (166' 4½")
7	R. Nilsson (Sweden).....	50.06 (164' 3")
8	G. Tosi (Italy).....	49.03 (160' 10¼")
9	N. Syllas (Greece).....	48.99 (160' 8¾")
10	B. Mateev (U.S.S.R.).....	48.70 (159' 9¼")
11	B. Butenko (U.S.S.R.).....	48.15 (157' 11¾")
12	K. Nyqvist (Finland).....	47.72 (156' 6¾")
13	J. Plum (Denmark).....	47.26 (155' 0¾")
14	R. Pella (Canada).....	46.63 (152' 11¾")
15	C. Yataganos (Greece).....	46.23 (151' 8")
16	P. Stavem (Norway).....	46.00 (150' 11")
17	J. Maissant (France).....	43.40 (142' 4¾")

Non-qualifiers:—O. Gallin (Israel), F. Gudmundsson (Iceland), L. Guillier (France), H. Haddad (Chile), S. Hipp (Germany), A. Huutoniemi (Finland), O. Haffiger (Switzerland), S. Johnson (Norway), K. Johansen (Norway), R. Kintziger (Belgium), T. Love (Iceland), H. Partanen (Finland), M. Pharaoh (G.B.), I. Reed (Australia), N. Turan (Turkey).




Cy Young, U.S.A., Shot Put champion.



Cy Young, U.S.A., Javelin champion.



E. Halls, U.S.A., Broad Jump champion



Bob Mathias, U.S.A., who retained his Decathlon championship.

## THROWING THE HAMMER (16 lb. = 7.257 kgs.)

**WORLD AND OLYMPIC RECORD:**—J. Csermák (Hungary), 1952—197 ft. 11¾ ins. (60.34 m.)

**PREVIOUS WORLD RECORD:**—I. Nemeth (Hungary), 1950—196 ft. 5½ ins. (59.88 m.)

**PREVIOUS OLYMPIC RECORD:**—K. Hein (Germany), 1936—185 ft. 4¼ ins. (56.49 m.)

		Metres
1	J. Csermák (Hungary).....	60.34 (197' 11¾")
2	K. Storch (Germany).....	58.86 (193' 1½")
3	I. Nemeth (Hungary).....	57.74 (189' 5¼")
4	J. Dadák (Czechoslovakia).....	56.81 (186' 4¾")
5	N. Redjkin (U.S.S.R.).....	56.55 (185' 6¼")
6	K. Wolf (Germany).....	56.49 (185' 4")
7	S. Strandli (Norway).....	56.36 (184' 11")
8	G. Dybenko (U.S.S.R.).....	55.03 (180' 6½")
9	I. Gubijan (Yugoslavia).....	54.54 (178' 11¼")
10	T. Taddia (Italy).....	54.27 (178' 0½")
11	S. Felton (U.S.).....	53.32 (174' 11¼")
12	C. Dumitru (Rumania).....	52.77 (173' 1½")
13	R. Backus (U.S.).....	52.11 (170' 11½")
14	R. Kivimäki (Finland).....	51.85 (170' 1½")
15	M. Máca (Czechoslovakia).....	51.78 (169' 10½")
16	P. Cederquist (Denmark).....	51.60 (169' 3½")
17	R. Galin (Yugoslavia).....	51.37 (168' 6½")
18	D. Clark (G.B.).....	51.07 (167' 6½")
19	O. Halmetoja (Finland).....	50.82 (166' 8¾")
20	L. Tamminen (Finland).....	50.05 (164' 2½")
21	P. Allday (G.B.).....	49.70 (163' 0¾")
22	H. Haest (Belgium).....	48.78 (160' 0½")
23	P. Legrain (France).....	46.38 (152' 2")
—	M. Engel (U.S.).....	— —
—	M. Krivososov (U.S.S.R.).....	— —

Non-qualifiers:—J. Annexy Fajardo (Puerto Rico), E. Douglas (G.B.), F. Hussian (Pakistan), M. Iqbal (Pakistan), A. Luciolli (Italy), A. Melcher (Chile), A. Osterberger (France), R. Veesser (Switzerland).

## THROWING THE JAVELIN (8 ft. 6 ins. = 2.60 m. long.)

(Weight 1 lb. 12¼ ozs. = 800 grs.)

**WORLD RECORD:**—Y. Nikkanen (Finland), 1938—258 ft. 2½ ins. (78.70 m.)

**OLYMPIC RECORD:**—C. Young (U.S.), 1952—242 ft. 0¾ ins. (73.78 m.)

**PREVIOUS OLYMPIC RECORD:**—M. Jarvinen (Finland), 1932—238 ft. 6¾ ins. 72.71 m.)

1	C. Young (U.S.).....	73.78 (242' 0¾")
2	W. Miller (U.S.).....	72.46 (237' 8¾")
3	T. Hyytiainen (Finland).....	71.89 (235' 10¼")
4	V. Zibulenko (U.S.S.R.).....	71.72 (235' 3¾")
5	B. Dangubic (Yugoslavia).....	70.55 (231' 5½")
6	V. Kuznecov (U.S.S.R.).....	70.37 (230' 10½")
7	R. Ericzen (Sweden).....	69.04 (226' 6¼")
8	S. Nikkinen (Finland).....	68.80 (225' 8¾")
9	F. Held (U.S.).....	68.42 (224' 5¾")
10	P. Berglund (Sweden).....	67.47 (221' 4¼")
11	O. Bengtsson (Sweden).....	65.50 (214' 10¾")
12	H. Koschel (Germany).....	64.54 (211' 9")
13	J. Scerbakov (U.S.S.R.).....	64.52 (211' 8¼")
14	R. Miller (G.B.).....	63.75 (209' 2")
15	R. Heber (Argentina).....	62.82 (206' 1¼")
16	E. Leppanen (Finland).....	62.61 (205' 5")
17	A. Matteucci (Italy).....	61.67 (199' 0½")

Failed to qualify:—M. Denley (G.B.), B. Iriarte (Venezuela), J. Khan Kakistan), R. Oliver (Puerto Rico), Z. Radziwonowicz (Poland), G. Roubanis (Greece), Sidlo (Poland), J. Várszegi (Hungary), J. H. Zirman (Turkey).

DECATHLON

WORLD AND OLYMPIC RECORD:—R. Mathias (U.S.), 1952—7,887 points.  
 PREVIOUS WORLD RECORD:—R. Mathias (U.S.), 1952—7,825 points.  
 PREVIOUS OLYMPIC RECORD:—G. Morris (U.S.), 1936—7,226 points or 7,900 points on old scoring.

Name	Nation	100m.	200m.	400m.	800m.	1,600m.	3,200m.	5,000m.	10,000m.	20,000m.	50,000m.	100,000m.	Total Points
1. R. Mathias	U.S.	146 1:27	299 3:57	411 5:27	589 7:52	789 10:12	1,000 12:42	1,240 15:17	1,510 18:07	1,810 21:12	2,110 24:42	2,410 28:12	7,887
2. W. Campbell	U.S.	139 1:27	287 3:52	407 5:27	582 7:47	789 10:12	1,000 12:42	1,240 15:17	1,510 18:07	1,810 21:12	2,110 24:42	2,410 28:12	7,875
3. F. Simmons	U.S.	137 1:15	284 3:52	408 5:27	582 7:47	789 10:12	1,000 12:42	1,240 15:17	1,510 18:07	1,810 21:12	2,110 24:42	2,410 28:12	7,788
4. V. Volkov	U.S.S.R.	768 11.4	815 23' 3 $\frac{1}{2}$ "	637 41' 4 $\frac{1}{2}$ "	711 5' 8 $\frac{1}{2}$ "	758 51.2	632 15.8	573 124' 9 $\frac{1}{2}$ "	645 12' 5 $\frac{1}{2}$ "	660 185' 11 $\frac{1}{2}$ "	475 4:33.2		6,674
5. S. Hipp	Germany	768 11.4	740 22' 5 $\frac{1}{2}$ "	696 43' 6"	711 5' 8 $\frac{1}{2}$ "	751 51.3	575 16.1	802 150' 4 $\frac{1}{2}$ "	516 11' 5 $\frac{1}{2}$ "	609 177' 7 $\frac{1}{2}$ "	281 4:57.2		6,449
6. G. Widenfelt	Sweden	768 11.4	713 22' 2 $\frac{1}{2}$ "	548 38' 1"	960 6' 4 $\frac{3}{8}$ "	751 51.3	575 16.1	613 129' 8 $\frac{1}{2}$ "	516 11' 5 $\frac{1}{2}$ "	517 161' 11 $\frac{1}{2}$ "	427 4:38.6		6,388
7. K. Tannander	Sweden	768 11.4	755 22' 7 $\frac{3}{8}$ "	669 42' 6 $\frac{3}{8}$ "	832 6' 0 $\frac{3}{8}$ "	666 52.6	632 15.8	607 128' 11 $\frac{1}{8}$ "	516 11' 5 $\frac{1}{2}$ "	582 173' 2 $\frac{3}{8}$ "	281 4:57.2		6,308
8. F. Schirmer	Germany	678 11.7	605 19' 10 $\frac{1}{8}$ "	644 41' 7 $\frac{1}{2}$ "	770 5' 10 $\frac{1}{8}$ "	807 50.5	593 16.0	547 121' 5 $\frac{1}{8}$ "	516 11' 5 $\frac{1}{8}$ "	606 177' 2"	352 4:47.6		6,118
9. G. Elliott	G.B.	768 11.4	624 21' 1 $\frac{1}{2}$ "	618 40' 8 $\frac{1}{8}$ "	711 5' 8 $\frac{1}{2}$ "	642 53.0	652 15.7	476 112' 2 $\frac{1}{2}$ "	795 13' 5 $\frac{1}{8}$ "	520 162' 7 $\frac{1}{8}$ "	238 5:03.6		6,044
10. S. Kuznetsov	U.S.S.R.	768 11.4	815 23' 3 $\frac{1}{2}$ "	556 38' 5"	605 5' 5"	654 52.8	523 16.4	656 134' 7 $\frac{1}{8}$ "	556 11' 9 $\frac{1}{8}$ "	408 141' 8 $\frac{1}{2}$ "	396 4:42.0		5,937
11. H. Frayer	France	707	725	614	605	751	716	627	516	376	175		5,772
12. B. Iriarte	Venezuela	707	804	552	555	636	489	578	476	637	336		5,770
13. O. Reikko	Finland	800	684	568	656	821	208	392	516	554	526		5,725
14. E. Landström	Finland	597	695	560	711	445	413	483	855	680	255		5,694
15. O. Rebula	Yugoslavia	678	678	663	605	565	593	587	476	554	249		5,648
16. F. de M. Fernandes	Portugal	737	645	516	656	758	632	477	328	414	441		5,604
17. H. Figueroa	Chile	678	608	660	555	654	523	574	516	550	274		5,592
18. M. Wehrli	Switzerland	650	635	647	555	545	523	541	645	548	272		5,561
19. R. Adams	Canada	650	567	582	711	520	489	696	596	436	283		5,530
20. H. Román Selva	Puerto Rico	678	632	544	605	660	523	446	476	525	175		5,264
21. R. Oliver	Puerto Rico	623	550	437	656	618	473	374	516	660	321		5,228

Did not complete the event: C. Vera (Chile), P. Leane (Australia), G. Breitman (France), E. Hautamäki (Finland), P. Cosmas (Greece), P. Kozhevnikov (U.S.S.R.), J. Heinrich (France)

WOMEN'S SUMMARIES



U. S. A. OLYMPIC WOMEN'S TRACK AND FIELD TEAM

(Left to Right) Lucile E. Wilson, Manager-Coach, Catherine Hardy, Mae Faggs, Janet Mary E. McNabb, Janet T. Moreau, Dolores A. Dwyer, Constance Darnowski, Mabel M. Barbara Jones and Marjorie L. Larney.

100 METRES (109 yds. 1 ft.)

**WORLD RECORD:**—H. Stephens (U.S.), 1936, F. E. Blankers-Koen (Netherlands), 1948, and M. Jackson (Australia), 1952—11.5 seconds

**OLYMPIC RECORD:**—H. Stephens (U.S.), 1936, F. Blankers-Koen (Holland) and Marjorie Jackson, (Australia)—11.5 seconds

FIRST ROUND

Heat 1	secs.	Heat 4	secs.
1 W. Cripps (Australia).....	12.0	1 H. Klein (Germany).....	12.1
2 T. Berkovska (Bulgaria).....	12.2	2 H. Armitage (G.B.).....	12.3
3 L. Heinz (Argentina).....	12.7	3 L. Buglia (Argentina).....	12.3
4 U. Pokki (Finland).....	12.7	4 A. Sicoe (Rumania).....	12.8
5 N. Chose (India).....	13.6	5 K. Sipila (Finland).....	13.4
Heat 2	secs.	Heat 5	secs.
1 M. Faggs (U.S.).....	12.1	1 M. Sander (Germany).....	12.2
2 L. Tagliaferri (Italy).....	12.6	2 A. L. Augustsson (Sweden).....	12.4
3 L. Bartha (Hungary).....	12.7	3 R. Thorne (Canada).....	12.5
4 E. Bocian (Poland).....	12.9	4 G. Rákheily (Hungary).....	12.6
		5 A. Yoshikawa (Japan).....	12.6
Heat 3	secs.	Heat 6	secs.
1 B. Brouwer (Neth.).....	12.0	1 G. Leone (Italy).....	12.2
2 I. Turova (U.S.S.R.).....	12.0	2 J. Moreau (U.S.).....	12.5
3 V. Cesarini (Italy).....	12.3	3 N. Buch (Neth.).....	12.6
4 Teng Pei Wah (Singapore).....	13.8	4 J. Askersrud Tangen (Norway).....	13.0
		5 S. Prétôt (Switzerland).....	14.7

Heat 7	secs.	Heat 10	secs.
1 Hardy (U.S.).....	11.9	1 D. Hasenjager (S. Africa).....	11.9
2 Foulds (G.B.).....	12.1	2 E. McKenzie (Canada).....	12.2
3 Du Campou (France).....	12.2	3 N. Sjostrom (Sweden).....	12.4
4 Cardoso de Menezes (Brazil).....	12.5	4 I. Tilkovszki (Hungary).....	12.4
5 Fontan (Argentina).....	12.9	5 P. Jones (Bermuda).....	13.3
Heat 8	secs.	Heat 11	secs.
1 Jackson (Australia).....	11.6	1 F. Blankers-Koen (Neth.).....	11.9
2 Monginou (France).....	12.3	2 M. Petersen (Germany).....	12.0
3 Law (Canada).....	12.4	3 D. Laborie (France).....	12.6
4 Jones (Bermuda).....	12.5	4 G. Ewing (Guatemala).....	13.0
Heat 9	secs.	Heat 12	secs.
1 Strickland de la Hunty (Australia).....	12.0	1 E. Maskell (S. Africa).....	11.9
2 Kalashnikova (U.S.S.R.).....	12.2	2 N. Khnykina (U.S.S.R.).....	12.0
3 Shiva (G.B.).....	12.5	3 H. Walters (Jamaica).....	12.4
4 Konrad (Rumania).....	13.0	4 E. Steurer (Austria).....	12.7
5 D'Souza (India).....	13.1	5 I. Hannerzt (Sweden).....	12.8

SECOND ROUND

Heat 1	secs.	Heat 3	secs.
1 Jackson (Australia).....	11.6	1 D. Hasenjager (S. Africa).....	12.0
2 Petersen (Germany).....	12.0	2 V. Kalashnikova (U.S.S.R.).....	12.1
3 Brouwer (Neth.).....	12.0	3 W. Cripps (Australia).....	12.1
4 Jona (Italy).....	12.2	4 J. Foulds (G.B.).....	12.3
5 Armitage (G.B.).....	12.3	5 J. Moreau (U.S.).....	12.5
6 Berkovska (Bulgaria).....	12.3	6 A-L. Augustsson (Sweden).....	12.5
Heat 2	secs.	Heat 4	secs.
1 Sander (Germany).....	12.0	1 N. Khnykina (U.S.S.R.).....	12.0
2 Blankers-Koen (Neth.).....	12.0	2 H. Klein (Germany).....	12.0
3 Faggs (U.S.).....	12.0	3 S. Strickland de la Hunty (Australia).....	12.0
4 Kalashnikova (U.S.S.R.).....	12.1	4 C. Hardy (U.S.).....	12.1
5 Moreau (U.S.).....	12.1	5 E. Maskell (S. Africa).....	12.2
6 Monginou (France).....	12.4	6 L. Tagliaferri (Italy).....	12.9

SEMI-FINALS

Heat 1	secs.	Heat 2	secs.
1 Jackson (Australia).....	11.5	1 D. Hasenjager (S. Africa).....	11.9
2 Cripps (Australia).....	12.0	2 S. Strickland de la Hunty (Australia).....	11.9
3 Faggs (U.S.).....	12.1	3 M. Sander (Germany).....	12.0
4 Khnykina (U.S.S.R.).....	12.1	4 B. Brouwer (Neth.).....	12.1
5 Petersen (Germany).....	12.1	5 V. Kalashnikova (U.S.S.R.).....	12.1
		6 H. Klein (Germany).....	12.3
Heat 3	secs.	Heat 4	secs.
1 Jackson (Australia).....	11.5	4 W. Cripps (Australia).....	11.9
2 Hasenjager (S. Africa).....	11.8	5 M. Sander (Germany).....	12.0
3 Strickland de la Hunty (Australia).....	11.9	6 M. Faggs (U.S.).....	12.1

FINAL

200 METRES (218 yds. 2 ft.)

**WORLD AND OLYMPIC RECORD:**—M. Jackson (Australia), 1952—23.4 secs.

**PREVIOUS WORLD RECORD:**—S. Walasiewicz (Poland), 1935—23.6 secs.

**PREVIOUS OLYMPIC RECORD:**—F. Blankers-Koen (Neth.), 1948—24.4 secs.

Heat 1	secs.	Heat 2	secs.
1 Hasenjager (S. Africa).....	24.9	1 N. Khnykina (U.S.S.R.).....	24.3
2 Klein (Germany).....	25.0	2 H. Klein (Germany).....	24.6
3 Berkovska (Bulgaria).....	25.2	3 D. Jurdelina de Castro (Brazil).....	25.0
4 Bartha (Argentina).....	25.6	4 F. O'Halloran (Canada).....	25.2
5 Khnykina (U.S.S.R.).....	25.7	5 G. de Jongh (Neth.).....	25.2
6 Sander (Poland).....	25.9	6 E. Konrad (Rumania).....	25.8



Marjorie Jackson, Australia, Olympic 100 meters and 200 meters champion.

Heat 3		secs
1 M. Jackson (Australia).....	23.4	23.4
2 C. Hardy (U.S.).....	24.3	24.3
3 P. Devine (G.B.).....	24.4	24.4
4 A.-M. Lousteau (France).....	24.7	24.7
5 O. Gyarmati (Hungary).....	25.2	25.2
6 V. Martelli (Italy).....	25.3	25.3
7 M. D'Souza (India).....	25.5	25.5

Heat 4		secs
1 B. Brouwer (Neth.).....	24.2	24.2
2 M. Gabarrus (France).....	24.3	24.3
3 A. Johnson (G.B.).....	24.4	24.4
4 A. Millard (Chile).....	24.7	24.7
5 G. Ewing (Guatemala).....	25.2	25.2

Heat 5		secs
1 E. Szwajkowska (Poland).....	24.2	24.2
2 E. McKenzie (Canada).....	24.3	24.3
3 A. Sicoe (Rumania).....	24.4	24.4
4 L. Heinz (Argentina).....	24.7	24.7
5 P. Lansivuori (Finland).....	25.2	25.2
D. Dwyer (U.S.).....	Did not finish	

Heat 6		secs
1 D. Hasenjager (S. Africa).....	24.2	24.2
2 W. Cripps (Australia).....	24.3	24.3
3 M. Faggs (U.S.).....	24.4	24.4
4 H. Walters (Jamaica).....	24.7	24.7

Heat 7		secs
1 E. Sechenova (U.S.S.R.).....	24.2	24.2
2 L. Law (Canada).....	24.3	24.3
3 K. Soós (Hungary).....	24.4	24.4
4 G. Minicka (Poland).....	24.7	24.7

### SEMI-FINALS

Heat 1		secs	Heat 2		secs
1 M. Jackson (Australia).....	23.4	23.4	1 N. Khnykina (U.S.S.R.).....	24.2	24.2
2 B. Brouwer (Neth.).....	24.3	24.3	2 W. Cripps (Australia).....	24.3	24.3
3 D. Hasenjager (S. Africa).....	24.4	24.4	3 H. Klein (Germany).....	24.4	24.4
4 S. Cheeseman (G.B.).....	24.7	24.7	4 C. Hardy (U.S.).....	24.7	24.7
5 E. Sechenova (U.S.S.R.).....	25.2	25.2	5 E. McKenzie (Canada).....	25.2	25.2
6 L. Law (Canada).....	25.3	25.3	6 E. Szwajkowska (Poland).....	25.3	25.3
7 U. Knab (Germany).....	25.5	25.5	7 M. Gabarrus (France).....	25.5	25.5

### FINAL

1 M. Jackson (Australia).....	23.7	23.7	4 W. Cripps (Australia).....	24.2	24.2
2 B. Brouwer (Neth.).....	24.2	24.2	5 H. Klein (Germany).....	24.3	24.3
3 N. Khnykina (U.S.S.R.).....	24.2	24.2	6 D. Hasenjager (S. Africa).....	24.4	24.4

### 4 x 100 METRES RELAY

**WORLD AND OLYMPIC RECORD:**—M. Faggs, B. Jones, J. Moreau, C. Hardy (U.S.), U. Knab, M. Sander, H. Klein, M. Petersen (Germany), 1952—14.9 secs.

**PREVIOUS WORLD AND OLYMPIC RECORD:**—E. Albus, K. Krauss, M. Bolliger, I. Dorffeldt (Germany), 1936—46.4 secs.

#### Heat 1

1 Australia (B. Strickland de la Hunty, V. Johnson, W. Cripps, M. Jackson).....	46.1 secs.
2 Netherlands (G. de Jongh, B. Brouwer, N. Buch, W. Lust).....	47.1 secs.
3 Argentina (L. Heinz, L. Buglia, G. Erbetta, A. Fontan).....	47.9 secs.
4 United States (M. Arndt, M. Ilwicka, G. Minicka, E. Szwajkowska).....	48.1 secs.
5 East Germany (H. Glashorster, I. Beckel, H. Antes, U. Finger).....	49.0 secs.

#### Heat 2

1 U.S. (M. Faggs, B. Jones, J. Moreau, C. Hardy).....	46.5 secs.
2 U.S. (S. Cheeseman, J. Foulds, J. Desforges, H. Armitage).....	46.6 secs.
3 Italy (V. Cesarini, M. Greppi, G. Leone, L. Tagliafferri).....	47.4 secs.
4 Sweden (A.-L. Augustsson, I. Hannerz, G. Magnusson, N. Sjostrom).....	47.8 secs.
5 Disqualified—Hungary (G. Rakhely, I. Tilkovszki, L. Bartha, O. Gyarmati).....	

#### Heat 3

1 Germany (U. Knab, M. Sander, H. Klein, M. Petersen).....	46.3 secs.
2 U.S.S.R. (E. Turova, E. Sechenova, N. Khnykina, V. Kalaschnikova).....	46.7 secs.
3 Canada (P. O'Halloran, L. Law, R. Thorne, E. McKenzie).....	47.3 secs.
4 France (A. de Campou, D. Laborie, M. Gabarrus, Y. Monginou).....	47.6 secs.
5 Finland (M. Osterdahl, K. Sipila, A. Autio, U. Pokki).....	50.2 secs.

### FINAL

U.S. (M. Faggs, B. Jones, J. Moreau, C. Hardy).....	45.9 secs.
Germany (U. Knab, M. Sander, H. Klein, M. Petersen).....	45.9 secs.
U.S.S.R. (E. Turova, E. Sechenova, N. Khnykina, V. Kalaschnikova).....	46.2 secs.
Canada (P. O'Halloran, L. Law, R. Thorne, E. McKenzie).....	46.3 secs.
France (A. de Campou, D. Laborie, M. Gabarrus, Y. Monginou).....	46.6 secs.
Finland (M. Osterdahl, K. Sipila, A. Autio, U. Pokki).....	47.8 secs.

### 80 METRES HURDLES (87 yds. 1 ft. 5 3/4 ins.)

**WORLD AND OLYMPIC RECORDS:**—S. Strickland de la Hunty (Australia), 1952—10.9 secs.

**PREVIOUS WORLD RECORD:**—F. Blankers-Koen (Neth.), 1948—11.0 secs.

**PREVIOUS OLYMPIC RECORD:**—F. Blankers-Koen (Neth.), and M. Gardner (U.S.), 1948—11.2 secs.

### FIRST ROUND

Heat 1		secs.	Heat 4		secs.
1 S. Strickland de la Hunty (Australia).....	11.0	11.0	1 J. Desforges (G.B.).....	11.4	11.4
2 M. Greppi (Italy).....	11.7	11.7	2 A. Soenbuchner (Germany).....	11.4	11.4
3 H. Mizushima (Japan).....	11.8	11.8	3 L. Law (Canada).....	11.8	11.8
4 G. Huber (France).....	11.9	11.9	4 H. Bielansky (Austria).....	11.8	11.8
5 J. Askarud Tangen (Norway).....	12.2	12.2	5 S. Keskinen (Finland).....	12.4	12.4
			6 L. Ravid Horovitz (Israel).....	12.4	12.4

#### Heat 2

1 F. Blankers-Koen (Neth.).....	11.2	11.2	1 M. Sander (Germany).....	11.3	11.3
2 M. Soos (Hungary).....	11.9	11.9	2 C. Flament (France).....	11.5	11.5
3 H. Antes (Austria).....	12.0	12.0	3 A. Alexandrova (U.S.S.R.).....	11.5	11.5
4 G. Huber (Chile) did not finish.			4 M. Musso (Italy).....	11.9	11.9
			5 C. Darnowski (U.S.).....	12.1	12.1
			6 A. Autio (Finland).....	12.1	12.1

#### Heat 3

1 U.S.S.R. (M. Golubichnaja).....	11.5	11.5	1 M. Golubichnaja (U.S.S.R.).....	11.1	11.1
2 W. Osborne (G.B.).....	11.5	11.5	2 W. dos Santos (Brazil).....	11.3	11.3
3 W. Lust (Neth.).....	11.6	11.6	3 Y. Monginou (France).....	11.3	11.3
4 P. Fontinen (Finland).....	11.8	11.8	4 E. Steurer (Austria).....	11.4	11.4
5 Fung Pui Wah (Singapore).....	12.8	12.8	5 P. Threapleton (G.B.).....	11.9	11.9
			6 G. Bolliger (Switzerland).....	12.3	12.3

## SEMI-FINALS

Heat 1		Heat 2	
	secs.		secs.
1 S. Strickland de la Hunty (Australia).....	10.8	1 M. Golubichnaja (U.S.S.R.)....	11.2
2 M. Sander (Germany).....	10.9	2 F. Blankers-Koen (Neth.)....	11.3
3 J. Desforges (G.B.).....	10.9	3 A. Soenbuchner (Germany)....	11.4
4 E. Gokieli (U.S.S.R.).....	11.1	4 P. Seaborne (G.B.).....	11.4
5 E. Maskell (S. Africa).....	11.2	5 W. dos Santos (Brazil).....	11.4
6 M. Greppi (Italy).....	11.4	6 C. Flament (France).....	11.6

## FINAL

1 S. Strickland de la Hunty (Australia).....	10.9	4 A. Soenbuchner (Germany)....	11.2
2 M. Golubichnaja (U.S.S.R.)....	11.1	5 J. Desforges (G.B.).....	11.6
3 M. Sander (Germany).....	11.1	F. Blankers-Koen (Neth.) did not finish.	

## PUTTING THE WEIGHT (8 lb. 13¼ ozs. = 4 kgs.)

**WORLD AND OLYMPIC RECORD:**—G. Zybina (U.S.S.R.), 1952—50 ft. 1½ ins. (15.28 m.)

**PREVIOUS WORLD RECORD:**—A. Andreeva (U.S.S.R.), 1950—49 ft. 3¼ ins. (5.02 m.)

**PREVIOUS OLYMPIC RECORD:**—M. Ostermeyer (France), 1948—45 ft. 1½ ins. (13.75 m.)

	Metres
1 G. Zybina (U.S.S.R.).....	15.28 (50' 1½")
2 M. Werner (Germany).....	14.57 (47' 9½")
3 K. Tochenova (U.S.S.R.).....	14.50 (47' 6¾")
4 T. Tyschkevich (U.S.S.R.).....	14.42 (47' 3¾")
5 G. Kille (Germany).....	13.84 (45' 4¾")
6 Y. Williams (New Zealand).....	13.35 (43' 9½")
7 M. Radosavljevic (Yugoslavia).....	13.30 (43' 7½")
8 M. Saari (Finland).....	13.02 (42' 8½")
9 P. Veste (France).....	12.96 (42' 6¾")
10 M. Bregula (Poland).....	12.93 (42' 5")
11 D. Kress (Germany).....	12.91 (42' 4¾")
12 J. Kritkova (Czechoslovakia).....	12.73 (41' 9¾")
13 E. Olson (Sweden).....	12.46 (40' 10½")
14 N. Kotlusek (Yugoslavia).....	11.98 (39' 3½")

Non-qualifiers:—G. Bolliger (Switz.), M. Choi (Korea), J. Dicks (U.S.), E. Krynska (Poland), I. Mello (Argentina), I. Pfuller (Argentina).


## HIGH JUMP

**WORLD RECORD:**—S. Lerwill (G.B.), 1951—5 ft. 7½ ins. (1.72 m.)

**OLYMPIC RECORD:**—A. Coachman (U.S.), D. Tyler (G.B.), 1948—5 ft. 6½ ins. (1.68 m.)

**1952 WINNER:**—E. Brand (S. Africa)—5 ft. 5¾ ins. (1.67 m.)

	Metres
1 E. Brand (S. Africa).....	1.67 (5' 5¾")
2 S. Lerwill (G.B.).....	1.65 (5' 5")
3 A. Chudina (U.S.S.R.).....	1.63 (5' 4¼")
4 T. Hopkins (G.B.).....	1.58 (5' 2¼")
5 O. Modrachova (Czechoslovakia).....	1.58 (5' 2¼")
6 F. Schenk (Austria).....	1.58 (5' 2¼")
7 D. Tyler (G.B.).....	1.58 (5' 2¼")
{ N. Kosova (U.S.S.R.).....	1.58 (5' 2¼")
9 G. Larking (Sweden).....	1.55 (5' 1")
10 A. Whitty (Canada).....	1.55 (5' 1")
11 G. Ganeker (U.S.S.R.).....	1.55 (5' 1")
12 D. de Castro (Brazil).....	1.50 (4' 11")
13 D. Josephs (Canada).....	1.50 (4' 11")
14 S. Ericsson (Sweden).....	1.50 (4' 11")
15 S. Pontinen (Finland).....	1.50 (4' 11")
16 S. Heikkila (Finland).....	1.40 (4' 7")
17 T. Mettal (Israel).....	1.40 (4' 7")



(Left) U.S.A. 400 meters Relay team (M. Faggs, B. Jones, J. Moreau and C. ... on Victory stand; (Top Right) Shirley Strickland de la Hunty, Australia, ... ing 80 meters hurdles in world record time; (Bottom Left) D. Zatopekova, ... atovaska, javelin champion; (Bottom Center) Y. Williams, New Zealand, ... Judo champion and (Bottom Right) G. Zybina, Russia, creating Olympic and World record to take Shot Put crown.



## LONG JUMP

**WORLD RECORD:**—F. Blankers-Koen (Netherlands), 1943—20 ft. 6 1/2 (6.25 m.)

**OLYMPIC RECORD:**—Y. Williams (N.Z.), 1952—20 ft. 5 1/2 ins. (6.24 m.)

**PREVIOUS OLYMPIC RECORD:**—O. Gyarmati (Hungary), 1948—18 ft. ins. (5.69 m.)

	Metres
1 Y. Williams (N.Z.).....	6.24 (20' 5 1/2")
2 A. Chudina (U.S.S.R.).....	6.14 (20' 1 1/2")
3 S. Cawley (G.B.).....	5.92 (19' 5 1/2")
4 I. Schmelzer (Germany).....	5.90 (19' 4 1/2")
5 W. Lust (Netherlands).....	5.81 (19' 0 1/2")
6 N. Tjurkina (U.S.S.R.).....	5.81 (19' 0 1/2")
7 M. Landry (U.S.).....	5.75 (18' 10 1/2")
8 V. Johnson (Australia).....	5.74 (18' 10 1/2")
9 M. Osterdahl (Finland).....	5.73 (18' 9 1/2")
10 O. Gyarmati (Hungary).....	5.67 (18' 7 1/2")
11 V. Litueva (U.S.S.R.).....	5.65 (18' 6 1/2")
12 E. Dunska (Poland).....	5.65 (18' 6 1/2")
13 A. Millard (Chile).....	5.59 (18' 4 1/2")
14 F. von Nitzsch (Germany).....	5.57 (18' 3 1/2")
15 L. Hofknecht (Germany).....	5.54 (18' 2 1/2")
16 A. Yoshikawa (Japan).....	5.54 (18' 2 1/2")
17 D. Josephs (Canada).....	5.47 (17' 11 1/2")
18 G. Erbetta (Argentina).....	5.47 (17' 11 1/2")
19 C. Willoughby (G.B.).....	5.44 (17' 10 1/2")
20 G. Magnusson (Sweden).....	5.43 (17' 9 1/2")
21 W. dos Santos (Brazil).....	5.36 (17' 7 1/2")
22 T. Jones (Bermuda).....	5.33 (17' 5 1/2")
23 Y. Curtet (France).....	5.30 (17' 4 1/2")
24 H. de Menezes (Brazil).....	4.98 (16' 4 1/2")

Non-qualifiers:—U. Finger (Saar), S. Glotin (France), L. Buglia (Argentina), E. Dudal (France), G. Bolliger (Switz.), M. Ilwicka (Poland), P. Jones (Bermuda), T. Mettal (Israel), K. Russell (Jamaica).

## THROWING THE JAVELIN (7 ft. 2 3/4 ins. = 2.20 m. long)

(Weight, 1 lb. 5 1/4 ozs. = 600 grs.)

**WORLD RECORD:**—N. Smirnitckaja (U.S.S.R.), 1949—175 ft. 2 1/4 ins. (53.41 m.)

**OLYMPIC RECORD:**—D. Zátopeková (Czecho.), 1952—165 ft. 7 ins. (50.47 m.)

**PREVIOUS OLYMPIC RECORD:**—H. Bauma (Austria), 1948—149 ft. 6 (45.57 m.)

	Metres
1 D. Zátopeková (Czechoslovakia).....	50.47 (165' 7 1/2")
2 A. Chudina (U.S.S.R.).....	50.01 (164' 1 1/2")
3 E. Gorchakova (U.S.S.R.).....	49.76 (163' 3 1/2")
4 G. Zybina (U.S.S.R.).....	48.35 (158' 7 1/2")
5 L. Kelsby (Denmark).....	46.23 (151' 8 1/2")
6 M. Müller (Germany).....	44.37 (145' 7 1/2")
7 M. Ciach (Poland).....	44.31 (145' 4 1/2")
8 J. Kruger (Germany).....	44.30 (145' 4 1/2")
9 H. Bauma (Austria).....	42.54 (139' 6 1/2")
10 E. Fuente (Uruguay).....	41.44 (135' 11 1/2")
11 A. Turci (Italy).....	41.20 (135' 2 1/2")
12 I. Bausenwein (Germany).....	41.16 (135' 0 1/2")
13 M. Larney (U.S.).....	40.58 (133' 1 1/2")
14 E. Rattya (Finland).....	40.56 (133' 1 1/2")
15 D. Coates (G.B.).....	40.17 (131' 9 1/2")
16 K. Parviainen (Finland).....	39.82 (130' 7 1/2")
17 E. Torikka (Finland).....	39.58 (129' 10 1/2")

Non-qualifiers:—G. Martin (Chile), G. Staniek (Austria), E. Thon (Chile), A. Yubi (Mexico).

## THROWING THE DISCUS (2 lb. 3 1/2 ozs. = 1 kg.)


**WORLD RECORD:**—N. Dumbadze (U.S.S.R.), 1951—175 ft. 1 in. (53.37 m.)

**OLYMPIC RECORD:**—N. Romaschkova (U.S.S.R.), 1952—168 ft. 8 1/2 ins. (51.32 m.)

**PREVIOUS OLYMPIC RECORD:**—G. Mauermeyer (Germany), 1936—156 ft. 2 1/2 ins. (47.63 m.)

	Metres
N. Romaschkova (U.S.S.R.).....	51.42 (168' 8 1/2")
N. Dumbadze (U.S.S.R.).....	47.08 (154' 5 1/2")
N. Dumbadze (U.S.S.R.).....	46.29 (151' 10 1/2")
Yoshino (Japan).....	43.81 (143' 8 3/4")
Hindlegger (Austria).....	43.49 (142' 8 3/4")
Stancu (Rumania).....	42.65 (139' 11 3/4")
Putler (Argentina).....	41.73 (136' 11 1/2")
Jossano (Hungary).....	41.61 (136' 6 3/4")
Werner (Germany).....	41.03 (134' 7 1/2")
Williams (N.Z.).....	40.48 (132' 9 3/4")
Holmsten (Finland).....	40.33 (132' 3 3/4")
Belin (Argentina).....	39.04 (128' 1 1/2")
Romaschkova (Czechoslovakia).....	38.83 (127' 4 3/4")
Giulio (Italy).....	38.22 (125' 4 3/4")
Ferner (G.B.).....	37.96 (124' 6 1/2")
Fraser (France).....	37.64 (123' 6 1/2")
Holliger (Switzerland).....	36.36 (119' 6 1/2")
Fischer (Austria).....	27.84 (91' 4 1/2")

Non-qualifiers:—E. Brand (S. Africa), O. Winterberg (Israel).



HELSINKI OLYMPIC STADIUM

## SENIOR INDOOR—WOMEN

40 yds. run	5 1/5s.	Rosa M. Grosse, Toronto Ladies A.C. Mar. 28, 1953
		Mary Carew, Medford Girls A.C. Apr. 19, 1953
		Stella Walsh, N.Y. Cent. A.A. Cleve. Apr. 19, 1953
50 yds. run	6.2s.	Dolores Dwyer, German-American A.C. Mar. 15, 1953
50 mtrs. run	6.4s.	Helen Stephens, Wm. Woods Col. Feb. 12, 1953
100 yds. run	11.1s.	Jean Patton, Tennessee State Feb. 12, 1953
		Mae Faggs, Police Athletic League Mar. 15, 1953
200 mtrs. run	26s.	Stella Walsh, Poland Apr. 14, 1953
220 yds. run	25.9s.	Mae Faggs, Police Athl. League, N.Y. Mar. 26, 1953
50 yds. hds. (4' 2" 6")	7.2s.	Bernice Robinson, Washington Park Mar. 26, 1953
		Nancy Phillips, German-American A.C. Feb. 12, 1953
50 m. hds. (4' 2" 6")	7.6s.	Evelyn Hall, Illinois W.A.C. Feb. 25, 1953
Run. high jump	5 ft. 3 1/2 in.	Jean Shiley, Meadowbrook Club, Phil. Apr. 19, 1953
Standing broad jump	8 ft. 10 in.	Janet Moreau, Red Diamond A.C. Mar. 15, 1953
8-lb. shot	44 ft. 11 1/2 in.	Helen Stephens, Wm. Woods Col. Apr. 23, 1953
Basketball throw	101 ft. 9 1/4 in.	Ottilies Barth, Police Athletic League Feb. 12, 1953
400 mtrs. relay	50.8s.	Newark Women's A.C. Feb. 25, 1953
440 yds. relay	50.9s.	Police Athletic League, N.Y. (B. Husband, C. Robinson, D. Quary, M. Faggs) Mar. 15, 1953
440 yds. medley relay (50-60-110-220)	52.1s.	Police Athletic League, N.Y. (M. Faggs, C. Robinson, D. Quary, B. Husband) Mar. 15, 1953
280 shuttle hds. relay	41.5s.	German-American A.C. (C. Darnowski, N. Phillips, L. Blaul, D. Dwyer) Mar. 15, 1953

## JUNIOR OUTDOOR—WOMEN

50 mtrs. run	6.4s.	Mary McNabb, Tuskegee Institute Aug. 12, 1953
100 mtrs. run	12.1s.	Janet Moreau, Red Diamond A.C. June 28, 1953
200 mtrs. run	24.3s.	Mary McNabb, Tuskegee Institute Aug. 12, 1953
80 mtrs. hurdles	12s.	Evelyn Lawler Aug. 25, 1953
280 mtrs. shuttle hurdles relay	42.8s.	Tuskegee Institute (Mamie Brown, Essie Davenport, Dorothy Chisholm, Lula Bell) Aug. 12, 1953
400 mtrs. relay	50s.	Tuskegee Institute (P. Amey, E. Lawler, M. McNabb, G. Tally) Aug. 12, 1953
Running High Jump	4ft. 11in.	Emma Reed, A. & I. State College June 27, 1953
		Gertrude Orr, Tuskegee Institute Aug. 12, 1953
Running Broad Jump	18ft. 1 1/2 in.	Barbara Jones, Chicago C.Y.O. June 28, 1953
Baseball Throw	255ft. 9in.	M. Brown, Deerpark A.C., Texas June 28, 1953
Javelin Throw	127ft. 7 1/2 in.	Margaret Larney, Equitable Life Ins. June 28, 1953
Discus Throw	115ft. 8in.	Janet Dicks, Harrisburg (Pa.) A.A. Aug. 12, 1953
8 Lb. Shot	37ft. 2in.	Amelia Bert, Unattached, Providence Aug. 12, 1953

## JUNIOR INDOOR—WOMEN

50 yds. run	6.3s.	Kathryn Geary, Philadelphia Turners Mar. 30, 1948
220 yds. run	30.2s.	Juanita Watson, Tuskegee Institute Mar. 30, 1948
440 yds. relay	7.3s.	Jean Walraven, Polish Oly. Women AC Mar. 30, 1948
	61s.	Tuskegee Institute (Mabel Walker, Jewel Johnson, Nancy Carter, Juanita Watson) Mar. 30, 1948
Running High Jump	4ft. 7 3/4 in.	Nancy Cowperthwaite, Ger-Amer. AC Mar. 30, 1948
Standing Broad Jump	7ft. 9 1/2 in.	Lorraine Boesen, Unattached, Chicago Mar. 30, 1948
8 Lb. Shot	34ft.	Helen Stewart, Harrisburg (Pa.) AA Mar. 30, 1948
Basketball Throw	87ft. 11 1/2 in.	Peggy Anderson, Polish Oly. W.A.C. Mar. 30, 1948

## CHRONOLOGY OF 1953 MAJOR INDOOR BOARD TRACK MEETS

## 1953 INDOOR RESULTS

## Dash

Philadelphia	5.2s.	(50) Bragg, O'Connell, Stanfield, Dantzler
St. Louis	5.4s.	(50) Bragg, Keegan, Tatum
Indianapolis	5.4s.	(50) Stanfield, O'Connell, Haines, Schatzle
St. Louis	5.5s.	(50) Bragg, Conwell, O'Connell, Gathers
Indianapolis	5.6s.	(60) Bragg, Conwell, O'Connell, Schatzle
St. Louis	5.6s.	(60) Haines, Stanfield, O'Connell, Bragg
Indianapolis	5.6s.	(60) Keegan, O'Connell, Schatzle, Remigino
St. Louis	5.6s.	(60) Haines, Stanfield, Bragg, Keegan
Indianapolis	5.4s.	(50) Williams, Brabham, Hebein
St. Louis	4.9s.	(45) Dillard, Williams, Corley
Indianapolis	5.4s.	(50) Dillard, Williams, Golliday, Thomson

## Hurdles

Philadelphia	6.0s.	(50) Dillard, Pratt, Barnard, Brophy
St. Louis	5.6s.	(45) Dillard, Van Bruner, McCreary, Goldberg
Indianapolis	7.3s.	(60) Dillard, Campbell, Pratt, Barnard
St. Louis	5.5s.	(45) Dillard, Pratt, Campbell, Goldberg
Indianapolis	7.3s.	(60) Dillard, Barnard, Goldberg, Purdue
St. Louis	7.3s.	(60) Dillard, Calhoun, Campbell, Pratt
Indianapolis	7.3s.	(60) Goldberg, Pratt, Schankel, Brophy
St. Louis	7.2s.	(60) Dillard, Campbell, Pratt, Goldberg
Journal	6.4s.	(50) Van Bruner, McNulty, Hughes
St. Louis	5.5s.	(45) Dillard, Van Bruner, McNulty, Dockery
Indianapolis	7.3s.	(60) Dillard, Van Bruner

## 600 Yards

## (500 at New York A.C.)

Philadelphia	1:11.9	Whitfield, Sax, Gaffney, McKenley
St. Louis	1:12.0	Whitfield, Carroll, Rhoden, Dadagian
Indianapolis	1:10.9	Whitfield, Sax, Gaffney, McKenley
St. Louis	1:10.2	Whitfield, McKenley, Rhoden, Jones
Indianapolis	0:56.6	Whitfield, Sax, McKenley, Gaffney
St. Louis	1:10.4	Whitfield, Sax, Pearman, Dixon
Indianapolis	1:10.4	Sax, Curotta, Jones, Dixon
St. Louis	1:09.5	Whitfield, Pearman, McKenley, Curotta
Indianapolis	1:14.7	Carroll, Ebert
St. Louis	1:11.5	Whitfield, McKenley, Ebert
Indianapolis	1:09.7	Whitfield, Baars, Stapley

## 1000 Yards

## (800 in Millrose, New York A.C., New York K. of C.)

Philadelphia	2:13.1	Joyce, Lamb, Molineux, Browne
St. Louis	2:11.6	Dwyer, Joyce, Hickman, Molineux
Indianapolis	1:52.0	Ulzheimer, Joyce, Browne, Lamb
St. Louis	2:11.9	Joyce, Lamb, Browne, Pearman
Indianapolis	1:55.7	Browne, Turner, Lamb, Pearman
St. Louis	2:09.4	Ulzheimer, Gehrman, Browne, Lamb
Indianapolis	2:14.4	Raudenbush, Joyce, Smith
St. Louis	1:50.9	Whitfield, Gehrman, Pearman, Raudenbush
Indianapolis	2:11.6	Siders, Wheeler, Hickman
St. Louis	2:13.7	Wheeler, Lamb, Hickman, Gray
Indianapolis	2:13.0	Whitfield, Lamb, Lynch

## One Mile

Philadelphia .....	4:09.7	Dwyer, Wilt, Gehrmann, Truex
Boston K. of C. ....	4:10.5	Wilt, Ericsson, La Pierre, Gehrmann
Millrose .....	4:08.2	Dwyer, Molineux, Wilt, Gehrmann
New York A.C. ....	4:09.8	Dwyer, Wilt, La Pierre, Lamers
National A.A.U. ....	4:12.4	Dwyer, Wilt, Truex, Molineux
I.C.4-A .....	4:08.1	Dwyer, Olive, Draper, Molineux
New York K. of C. ....	4:11.8	Dwyer, Wilt, Molineux, Truex
Milwaukee .....	4:07.8	Truex, Wilt, Lamb
Cleveland K. of C. ....	4:11.8	Truex, Wilt, Dreutzler, Dwyer
Chicago .....	4:07.8	Truex, Wilt, Ross

## Two Miles

## (Three Miles at National A.A.U.)

Philadelphia .....	9:07.2	Ashenfelter, Cosgul, Ross, Stone
Boston K. of C. ....	8:55.3	Capozzoli, Ashenfelter, Ross, Cosgul
Millrose .....	8:54.6	Ashenfelter, McKenzie, Stone, Ross
New York A.C. ....	8:53.5	Ashenfelter, Ross, Barry, Capozzoli
National A.A.U. ....	13:47.5	Ashenfelter, Schade, Stone, Barry
New York K. of C. ....	8:57.6	Ashenfelter, Schade, La Pierre, Stone
Milwaukee .....	9:19.0	Kelly, Wellman, Branam
Cleveland K. of C. ....	9:07.2	Ashenfelter, Stone, Kelly, Coldren
Chicago .....	9:08.5	Ashenfelter, Kikuumoryia, Kelley

## (Fastest Times)

## One Mile Relay

Philadelphia .....	3:24.1
Boston K. of C. ....	3:21.5
Millrose .....	3:15.4
New York A.C. ....	3:18.0
National A.A.U. ....	3:20.8
New York K. of C. ....	3:18.2
Milwaukee .....	3:21.9
Cleveland K. of C. ....	3:23.1
Chicago .....	3:18.5

## High Jump

Philadelphia .....	6'9"	Wiesner
Boston K. of C. ....	6'8 $\frac{1}{4}$ "	Wiesner and Betton
Millrose .....	6'8"	Wiesner and Hall
New York A.C. ....	6'8 $\frac{1}{4}$ "	Wiesner
National A.A.U. ....	6'8 $\frac{3}{4}$ "	Hall
New York K. of C. ....	6'7 $\frac{3}{4}$ "	Wiesner
Milwaukee .....	6'9 $\frac{3}{8}$ "	Wiesner
Cleveland .....	6'9'3/16"	Wiesner
Chicago .....	6'10 $\frac{3}{4}$ "	Wiesner

## Two Mile Relay

7:43.7	Georgetown
7:47.4	Fordham
7:48.8	Georgetown
7:50.4	Fordham
7:44.3	Fordham
7:47.5	Fordham
7:48.6	Michigan State
7:46.7	Fordham
7:39.2	Illinois

## Pole Vault

15'4"	Richards
15'3"	Richards
15'1 $\frac{1}{2}$ "	Richards
15'4 $\frac{1}{4}$ "	Richards
15'1 $\frac{1}{2}$ "	Richards
15'1"	Richards
15'3"	Richards
15'3 $\frac{1}{4}$ "	Richards
15'3"	Richards

## World's Best Performances of 1952

TRACK EVENTS  
(Winning Times Only)

## 100 Meters

Stanfield, U.S.A.	4:09.8	Nankeville, Great Britain
Sanadeo, U.S.S.R.	4:10.0	Landy, Australia
Dalry, Great Britain	4:10.2	Chataway, Great Britain
Smith, U.S.A.	4:10.4	Johansson, Finland
Hodday, U.S.A.	4:19.6	Bannister, Great Britain

## 3000 Meters

8:08.6	Reiff, Belgium
8:13.2	Schade, Germany
8:13.4	Svajgr, Czechoslovakia
8:15.6	Lueg, Germany
8:16.8	Albertsson, Sweden
8:17.6	Kovacs, Hungary

## Two Miles

8:40.4	Reiff, Belgium
8:53.0	Pirie, Great Britain
8:54.0	Landy, Australia
8:55.6	Chataway, Great Britain
9:01.8	McEwen, Canada
9:07.2	Albertsson, Sweden
9:08.9	Ferguson, Canada

## 5,000 Meters

14:06.4	Zatopek, Czechoslovakia
14:06.6	Schade, Germany
14:08.8	Kazantsev, U.S.S.R.
14:12.2	Anufriyev, U.S.S.R.
14:15.0	Albertsson, Sweden
14:15.4	Reiff, Belgium
14:16.0	Gude, Germany
14:18.2	Semyonov, U.S.S.R.
14:19.6	Tuomsala, Finland

## 10,000 Meters

29:17.0	Zatopek, Czechoslovakia
29:23.8	Nystrom, Sweden
29:29.4	Mimoun, France
29:31.4	Anufriyev, U.S.S.R.
29:48.4	Saksvik, Norway
29:48.6	Mihalic, Yugoslavia
29:52.4	Albertsson, Sweden
29:54.0	Stokken, Norway

## 3,000 Meter Steeplechase

8:45.4	Ashenfelter, U.S.A.
8:48.6	Kazantsev, U.S.S.R.
8:50.0	Gude, Germany
8:54.4	Rinteenpaa, Finland

## 110 Meters Hurdles (110 Yards)

13.7m	Dillard, U.S.A.
13.9y	Dixon, U.S.A.
13.9y	Anderson, U.S.A.
14.0y	Weinberg, Australia
14.1m	Bulanichik, U.S.S.R.
14.1y	Walker, U.S.A.
14.2y	Albans, U.S.A.
14.2y	Campbell, U.S.A.
14.3m	Curtis, U.S.A.
14.3y	McNulty, U.S.A.

## 1500 Meters

Lueg, Germany
Barthel, Luxembourg
Aberg, Sweden
Jungwirth, Czechoslovakia
Johansson, Finland
Ericsson, Sweden
Andqvist, Sweden
Bergs, Hungary
Daray, Hungary

## 1 Mile

Reiff, Belgium
Ericsson, Denmark
Lueg, Germany
Santee, U.S.A.
MacMillan, Australia

100 Meters, y—Yards

**400 Meters Hurdles (440 Yards)**

50.7m	Moore, U.S.A.
51.7m	De Vinney, U.S.A.
52.2y	Holland, New Zealand
52.2m	Ylander, Sweden
52.3m	Gracie, Sweden
52.4m	Larsson, Sweden
52.4m	Scott, Great Britain
52.7m	Carneiro, Brazil
52.7m	Lunyeu, U.S.S.R.
52.9	Wilkie, So. Africa

**High Jump**

6' 10 1/2"	Davis, U.S.A.
6' 9 3/4"	Holding, U.S.A.
6' 8 3/4"	Barnes, U.S.A.
6' 8 3/4"	Betton, U.S.A.
6' 8"	Wyatt, U.S.A.
6' 8"	Hall, U.S.A.
6' 7 7/8"	Dubard, U.S.A.
6' 7 7/8"	Wiesner, U.S.A.
6' 7 1/2"	Svensson, Sweden
6' 7 1/2"	Soter, Rumania

**Pole Vault**

54' 9 7/8"	Savidge, Great Britain
54' 9 1/2"	Lipp, U.S.S.R.
54' 7 1/2"	Nilsson, Sweden
54' 5 7/8"	Thompson, U.S.A.
53' 11 3/4"	Carey, U.S.A.

**Discus Throw**

183' 5 1/4"	Iness, U.S.A.
181' 10 1/2"	Gordien, U.S.A.
179'	Consolini, Italy
175' 3 7/8"	Klics, Hungary
175' 3 3/8"	Dillon, U.S.A.
172' 6 7/8"	Nilsson, Sweden
171' 6 1/2"	Doyle, U.S.A.
171'	Emery, U.S.A.
170' 4 1/2"	O'Brien, U.S.A.
170' 2 1/2"	Matveyev, U.S.S.R.

**Javelin Throw**

249' 3 3/8"	Hyytiainen, Finland
246' 1 7/8"	Nikkinen, Finland
245' 2 1/2"	Held, U.S.A.
242' 7 3/8"	Miller, U.S.A.
242'	Young,
239' 6 3/8"	Scherbakov, U.S.S.R.
238' 2 1/4"	Lepanen, Finland
237' 7/8"	Tsibulenko, U.S.S.R.
236' 4 1/4"	Ericzon, Sweden
236' 2 3/8"	Bengtsson, Sweden

**Hammer Throw**

200' 11 3/8"	Strandli, Norway
199' 4 1/2"	Storch, Germany
198' 6 1/4"	Krivosov, U.S.S.R.
197' 11 1/8"	Csermak, Hungary
197' 10 1/2"	Nemeth, Hungary
193' 2 1/4"	Wolf, Germany
192' 7 7/8"	Maca, Czechoslovakia
191' 1 3/4"	Redkin, U.S.S.R.
189' 1 1/8"	Dibenko, U.S.S.R.
188' 6 3/8"	Dadak, Czechoslovakia
15' 1 1/2"	Richards, U.S.A.
14' 11 7/8"	Laz, U.S.A.
14' 9"	Cooper, U.S.A.
14' 6 3/4"	Lundberg, Sweden
14' 5 3/8"	Mattos, U.S.A.
14' 5"	Coleman, U.S.A.
14' 4"	Smith, U.S.A.
14' 4"	Rowan, U.S.A.
14' 3 1/4"	Bryngeirsson, Iceland
14' 3"	Welbourn, U.S.A.

**Broad Jump**

26' 3 1/4"	Brown, U.S.A.
25' 6 1/4"	Taylor, U.S.A.
25' 4 1/2"	Gourdine, U.S.A.
25' 2"	Biffle, U.S.A.
24' 10"	Da Sa, Brazil
24' 10"	Viesser, Holland
24' 9 1/4"	Price, So. Africa
24' 8 3/4"	Scott, U.S.A.
24' 8 3/4"	Johnson, U.S.A.
24' 8 1/2"	Albans, U.S.A.

**Hop, Step and Jump**

53' 2 5/8"	da Silva, Brazil
52' 5 1/8"	Scherbakov, U.S.S.R.
50' 11 3/4"	Ramos, Portugal
50' 11"	Devonish, Venezuela
50' 5 7/8"	Ashbaugh, U.S.A.
50' 5 1/2"	Shaw, U.S.A.
50' 4 3/8"	Imuro, Japan
50'	Zambrimborte, U.S.S.R.
49' 7 3/4"	Gerhardt, U.S.A.
49' 7 3/8"	Nilsen, Norway

**Shot Put**


58' 5 1/2"	Fuchs, U.S.A.
57' 5 1/2"	O'Brien, U.S.A.
57' 1 3/8"	Hooper, U.S.A.
56' 7 3/4"	Mayer, U.S.A.
56' 7/8"	Skobla, Czechoslovakia




Hahmmer, Germany, 1000 yards titlist.



Hudson, indoor 60 Yard and Outdoor 100 Meter High Hurdles champion



John Haines, Indoor Sprint victor.




Mal Whitfield, 400 meter Outdoor and Indoor 600 meter champion

# SENIOR MEN'S U.S.A. INDOOR TRACK AND FIELD CHAMPIONSHIP

Held at New York, N. Y., February 14, 1953


- 60 yard dash—First Heat, 6.3s.—1. Andy Stanfield, Grand Street Boys; 2. Ho Dantzler, New York Pioneer Club; 3. Edward Waters, Morgan State College. Second Heat, 6.4s.—1. John O'Connell, Manhattan College; 2. Thor Brooks, New York Pioneer Club; 3. Ralph Kerley, Springfield College. Third Heat, 6.5s.—1. Lindy Remigino, Manhattan College; 2. Leonard Gray, New York University; 3. Les Schulman, New York Pioneer Club. Fourth Heat, 6.5s.—1. Arthur Bragg, Morgan State College; 2. Leonard Moore, Manhattan College; 3. William Williams, New York Pioneer Club. Fifth Heat, 6.5s.—1. Edward Conwell, New York Pioneer Club; 2. Robert Keegan, Seton Hall University; 3. Larry Reno, Yale University. Sixth Heat, 6.5s.—1. Joseph Schatzle, Manhattan College; 2. Otis Johnson, Morgan State College; 3. Arthur Faulk, University of Pennsylvania. Seventh Heat, 6.5s.—1. James Gathers, New York Pioneer Club; 2. Harry Wright, Georgia Tech. 3. Claude McNair, State Teachers College, Towson, Md. Eighth Heat, 6.5s.—1. Art Pollard, Unattached, State College, Pa.; 2. John Haines, Unattached, Philadelphia. First Quarter-Final, 6.3s.—1. Stanfield; 2. Gathers; 3. Kerley. Second Quarter-Final, 6.4s.—1. O'Connell; 2. Pollard; 3. Dantzler. Third Quarter-Final, 6.3s.—1. Haines; 2. Conwell; 3. Schatzle. Fourth Quarter-Final, 6.3s.—1. Bragg; 2. Remigino; 3. Brooks. First Semi-Final, 6.1s. (equalling American Indoor and Championship record); 1. Stanfield; 2. Haines; 3. Remigino. Second Semi-Final, 6.2s.—1. O'Connell; 2. Bragg; 3. Gathers.
- 60 yard high hurdles—First Heat, 7.5s.—1. Harrison Dillard, Unattached, Cleveland; 2. Hugh Watson, Montclair Teachers; 3. Donald L. Bedker, University of Nebraska. Second Heat, 7.7s.—1. Charles Pratt, Manhattan College; 2. Carl Sempier, University of Pennsylvania; 3. Charles Curran, New York A.C. Third Heat, 7.8s.—1. Milton Campbell, Unattached, Plainfield, N. J.; 2. William Schertzer, Manhattan; 3. Josh Culbreath, Morgan State College. Fourth Heat, 7.6s.—1. Art Barnard, U. S. Navy; 2. Henry E. Johnson, Unattached, Washington; 3. Leon Moss, New York Pioneer Club. Fifth Heat, 7.7s.—1. Lee Calhoun, North Carolina College; 2. Ray Brophy, Georgetown University; 3. Robert Jones, Tufts College. Sixth Heat, 7.7s.—1. Joe Goldberg, Tufts College; 2. Robert Conley, Seton Hall University. First Quarter-Final, 7.5s.—1. Dillard; 2. Sempier; 3. Schertzer. Second Quarter-Final, 7.8s.—1. Goldberg; 2. Pratt; 3. Watson. Third Quarter-Final, 7.5s.—1. Calhoun; 2. Campbell; 3. Johnson. Fourth Quarter-Final, 7.8s.—1. Barnard; 2. Brophy; 3. Conley. First Semi-Final, 7.4s.—1. Dillard; 2. Campbell; 3. Goldberg; 4. Sempier. Second Semi-Final, 7.4s.—1. Calhoun; 2. Pratt; 3. Barnard.
- 600 yard run, First Heat, 1:17.1s.—1. Mal Whitfield, Grand St. Boys; 2. Joseph Gaffney, Villanova College; 3. Kemal Horulu, Turkey. Second Heat, 1:17.6s.—1. Oliver Sax, Penn State College; 2. Herbert McKenley, Grand Street Boys; 3. Theodore Booth, University of Pennsylvania. Third Heat, 1:15.0s.—1. Vernon Dixon, Manhattan College; 2. Reginald Pearman, New York Pioneer Club; 3. George Rieder, University of Pennsylvania.
- 1000 yard run, First Heat, 2:17.5s.—1. Don Gehrman, Unattached, Milwaukee, Wis.; 2. William Smith, Boston University; 3. Andrew Graham, North Carolina College; 4. Theodore Foy, New York Pioneer Club. Second Heat, 2:18.8s.—1. Roscoe Browne, New York Pioneer Club; 2. Martin Lamb, Chicago, Ill.; 3. Eugene Thomas, Morgan State College; 4. Lt. James W. Hanlon, Benning, Ga. Third Heat, 2:16.4s.—1. Carl Joyce, Georgetown University; 2. Heinz Ulzheimer, Germany; 3. Bill Hickman, University of Michigan; 4. Daniel Kirk, Collegiate Track and Field Club of Philadelphia.
- Sprint medley relay, First Heat, 1:57.2s.—1. Grand Street Boys; 2. North Carolina College; 3. New York Pioneer Club, Team "B"; 4. Montclair State Teachers. Second Heat, 1:55.9s.—1. New York Pioneer Club, Team "A"; 2. Morgan State College; 3. New York A.C.; 4. New York University.
- One Mile Relay, First Heat, 3:25.1s.—1. Manhattan College; 2. Yale University; 3. New York Pioneer Club, Team "A"; 4. University of Rhode Island. Second Heat, 3:25.7s.—1. Seton Hall University; 2. Morgan State College; 3. St. John's University; 4. University of Pennsylvania.



Fred Dwyer, Villanova Mile Champion



Don Laz, Villanova One Mile Walking champion



Bob Richards and Don Laz, co-holders of Outdoor Pole Vault title. Richards won the Indoor championship.

### Finals

- 60 yard dash, 6.2s.—1. John Haines, Unattached, Philadelphia; 2. Andrew St. field, Grand Street Boys; 3. John O'Connell, Manhattan College; 4. Art Bragg, Morgan State College.
- 60 yard hurdles, 7.3s.—1. Harrison Dillard, Unattached, Cleveland; 2. Lee C. houn, North Carolina College; 3. Milton Campbell, Unattached, Plainfield, N. J.; 4. Charles Pratt, Manhattan.
- 600 yard run, 1:10.4s. (new championship record)—1. Mal Whitfield, Grand Boys; 2. Oliver Sax, Penn State College; 3. Reginald Pearman, New York Pioneer Club; 4. Vernon Dixon, Manhattan College.
- 1000 yard run, 2:09.4s.—1. Heinz Ulzheimer, Germany; 2. Don Gehrman, Unattached, Milwaukee; 3. Roscoe Browne, New York Pioneer Club; 4. Mal Lamb, Unattached, Chicago, Illinois.
- One Mile Run, 4:12.4s.—1. Fred Dwyer, Villanova College; 2. Fred Wilt, New York A.C.; 3. Leonard Truex, Unattached, Columbus, Ohio; 4. Walter Molineux, Brown University.
- Three Mile Run, 13:47.5s.—1. Horace Ashenfelter, New York A.C.; 2. Herb Schade, Germany; 3. Curtis Stone, New York A.C.; 4. John Joe Bar Villanova College.
- One Mile Walk, 6:20.6s. (new championship record)—1. Henry Laskau, 92nd YMHA, New York City; 2. John Humcke, New York A.C.; 3. Eugene C. cura, New York A.C.; 4. Rudy Haluza, New York Pioneer Club.
- Sprint Medley Relay, 1:52.0s. (new American Indoor and Championship record)—1. Grand Street Boys (H. McKenley, M. Whitfield, G. Rhoden, A. Stanfield); 2. Morgan State College; 3. New York Pioneer Club, Team "A"; 4. North Carolina College.
- One Mile Relay, 3:20.3s.—1. Manhattan College (Henry Bercuk, R. Lucas, Wallace Pina, Louis Jones); 2. Yale; 3. Morgan State College; 4. Seton Hall.
- Two Mile Relay, 7:44.3s.—1. Fordham University (Frank Tarsney, William P. sichey, Thomas Keegan, Thomas Courtney); 2. University of Pennsylvania; 3. New York A.C. Team "C"; 4. Georgetown.
- Running High Jump, 6 ft. 8 $\frac{3}{4}$  in.—1. J. Lewis Hall, Jr., University of Florida; 2. Herb, Penn State and Victor Fritts, Shanahan C.C., Philadelphia, 6 ft. 5 $\frac{1}{2}$  in.; 3. Kenneth G. Wiesner, Navy Olympics, 6 ft. 7 $\frac{1}{4}$  in.; 4. Tie between J. Herb, Penn State and Victor Fritts, Shanahan C.C., Philadelphia, 6 ft. 5 $\frac{1}{2}$  in.
- Pole Vault, 15 ft.  $\frac{1}{2}$  in.—1. Robert Richards, Unattached, LaVerne, California; 2. Donald Laz, Unattached, Champaign, Illinois, 14 ft. 8 in.; 3. Tie between Raymond E. Poucher, University of Florida, Van Zimmerman, University of Pennsylvania and Richard Calish, Unattached, 13 ft. 6 in.
- Running Broad Jump, 24 ft. 9 $\frac{1}{2}$  in.—1. Meredith Gourdine, New York Pioneer Club; 2. Jerome Biffle, Unattached, Denver, 24 ft. 7 $\frac{1}{4}$  in.; 3. Charles Pratt, Manhattan College, 23 ft. 4 in.; 4. Robert Jones, Tufts College, 23 ft. 2 $\frac{1}{2}$  in.
- 16 lb. Shot Put, 55 ft. 10 $\frac{1}{4}$  in.—1. W. Parry O'Brien, Los Angeles A.C.; 2. Bernard Mayer, New York Pioneer Club, 55 ft. 1 in.; 3. James Fuchs, New York A.C., 54 ft. 4 $\frac{3}{4}$  in.; 4. Albert Thompson, Columbia, 53 ft. 4 $\frac{3}{4}$  in.
- 35 lb. Weight Throw, 59 ft. 10 $\frac{1}{4}$  in.—1. Steve Dillon, Manhattan College; 2. Robert Backus, New York A.C., 58 ft. 8 $\frac{1}{2}$  in.; 3. Gil Borgeson, Unattached, Worcester, Mass.; 4. Vincent Gattula, St. John's University, 53 ft. 10 $\frac{1}{4}$  in.
- Team Point Score—New York A.C., 22; Manhattan College, 16; New York Pioneer Club, 15; Grand Street Boys, 13; Morgan State College, 6; Villanova, 6; Florida University, 6; Los Angeles A.C., 5; 92nd Street YMHA, 4; Fordham University, 5; Penn State College, 4 $\frac{1}{2}$ ; North Carolina College, 4; University of Pennsylvania, 4; Navy Olympics, 3; Yale University, 3; Shanahan C.C., 1 $\frac{1}{2}$ ; St. John's University, 1; Tufts, 1; Columbia, 1; Brown, 1; Georgetown, 1; Seton Hall, 1.



Grand Street Boys Sprint Medley Relay championship team. (Left to Right) Andy Stanfield, George Rhoden, Herbert McKenley and Mal Whitfield. Art Wisner, Coach



New York Athletic Club, Indoor and Outdoor Team Champions

## NATIONAL A.A.U. INTERSCHOLASTIC TRACK & FIELD CHAMPIONSHIP

Held at New York, N. Y., February 14, 1953

### High School Division

- 60 yard dash, 6.5s.—1. John Halpern, New Rochelle High School; 2. George Sydnor, Haverford Township Senior High School; 3. Mel Heichman, Abraham Lincoln High School; 4. Joseph Foreman, St. Michael Coll. School, Ontario; 5. Barry D. Raynor, Agincourt Continuation, Ontario.
- 60 yard hurdles, 7.2s. (new meet record)—1. Milton Campbell, Plainfield High School; 2. Bob Holup, Perth Amboy High School; 3. David Settele, Weymouth High School; 4. Henry Foster, Plainfield High School; 5. Joel Cohen, Hope High School.

440 yard run, 50.7s.—1. Charles Jenkins, Rindge Technical High School; 2. R. Solomon, Boys' High School; 3. James Norton, Kearny High School; 4. Thomas Bartee, New Rochelle High School; 5. Crosby Day, Brookline H. S.

1000 yard run, 2:20.4s.—1. Mike Carafitis, Port Jefferson High School; 2. Ed Wheeler, Fordham Prep; 3. Al Peterson, Bayonne High School; 4. George Browne, Bayonne High School; 5. Richard Mohler, Andrew Jackson H. S.

School (staged in four sections with fastest time determining final positions), 4:22.7s. (new meet record)—1. John Kopil, Bayonne High School; 2. Albert Porter, New Bedford Vocational High School; 3. Herbert Hinn, Theodore Roosevelt High School; 4. Seymour Bunyan, Haaren High School; 5. James Corrigan, La Salle Academy, Providence, Rhode Island.

Six lap relay, 1:44.4s.—1. West Catholic High School (Anthony Spodvybal, John Hannelly, Robert Powers, James McAlpin); 2. Boys' High School; 3. Cranford High School; 4. James J. Ferris High School; no fifth.

One mile relay, 3:28.3s.—1. St. Augustin High School (Frank Kennedy, Jayne, Bob Martin, Tom Murphy); 2. St. Michael's High School; 3. Bayonne High School; 4. Rindge Technical High School; 5. Mt. St. Michael's High School.

Running high jump, 6 ft. 3 in.—1. Milton Campbell, Plainfield High School; 2. Henry Foster, Plainfield High School, 6 ft. 2 in.; 3. James Doyle, Cranford High School, 6 ft. 1 in.; 4. Tie between Thomas Cameron, Dickinson High School and Phillip Reavis, Somerville High School, 5 ft. 11 in.

12 lb. shot put, 52 ft. 5 3/4 in.—1. William McWilliams, Hanover High School; 2. Ken Bantum, John Adams High School, 50 ft. 9 1/2 in.; 3. John Korman, Cranford High School, 49 ft. 7 3/4 in.; 4. Paul Abrahamian, Somerville High School, 48 ft. 10 3/4 in.; 5. Kenneth Glick, Brookline H. S. 47 ft. 10 3/4 in.

Team Point Score—Plainfield, 16; Boys' High, 11; Bayonne, 10; New Rochelle, 10; Rindge Tech, 7; Hanover, Port Jefferson, West Catholic and St. Augustin, 5; John Adams, Haverford Township Senior, Perth Amboy, New Bedford, Fordham Prep and St. Michael's, 4; Somerville, 3 1/2; Cranford, Abraham Lincoln, Weymouth, Cardinal Hayes, Roosevelt, Kearny and Cranford, 3; Brookline, St. Michael Coll. School, Haaren, and J. Ferris, Dickinson, 1 1/2; Agincourt Continuation, Hope, La Salle Academy, Providence, Andrew Jackson and Mt. St. Michael's 1.

#### Prep School Division

60 yard dash, 6.5s.—1. Joseph Collins, Sanborn Seminary; 2. Gary Schreier, St. Michael's College School; 3. William Trimble, Lawrenceville; 4. William N. Andrews, The Hill.

440 yard run, 51.7s.—1. Bob Kirschner, Poly Prep; 2. Murray Cockburn, Bloomingdale College, Toronto; 3. John Connolly, St. Benedict's Prep; 4. John Conner, Delbarton School.

880 yard run (staged in two sections with fastest times determining final positions), 2:02.2s.—1. Murray Cockburn, Bloomingdale College, Toronto; 2. John Dunnigan, Canisius Prep; 3. Edwin McGuirk, Brooklyn Prep; 4. Richard Conboy, Mercersburg Academy.

One mile run, 4:40.6s.—1. Charles Tobias, Humerside Prep, Toronto; 2. John Cogn, St. Benedict's Prep; 3. Thomas Sheehan, St. Francis Prep; 4. Jerome Robinson, Blair Academy.

Six lap relay, 1:44.7s.—1. Poly Prep (Les Leonetti, Jim Crawford, Bob Kirschner, Ron Pohls); 2. Brooklyn Prep; 3. St. Francis Prep; 4. Mercersburg Academy.

One mile relay, 3:36.6s.—1. Brooklyn Prep (Fred Esposito, Ray McCormack, Leahy, Ed McGuirk); 2. Mercersburg Academy; 3. St. Francis Prep; 4. Malvern Prep.

Running high jump, 5 ft. 11 in.—1. Michael Pattison, Lawrenceville; 2. Ron Pohls, Poly Prep, 5 ft. 10 in.; 3. Ron Buckingham, St. Benedict's Prep, 5 ft. 9 in.; 4. Tie between Jim Crawford, Poly Prep, John Harkrader, Lawrenceville and Ashton Scott, The Hill, 5 ft. 7 in.

Running broad jump, 21 ft. 1/4 in.—1. Bruce Brady, Lawrenceville; 2. Fred Koch, Manhattan Prep, 20 ft. 2 1/4 in.; 3. Mead Payne, The Hill, 19 ft. 10 in.; 4. Wayne Letwink, St. Benedict's Prep, 19 ft. 8 1/2 in.

12 lb. shot put, 54 ft. 6 in.—1. Jordan L. Pepper, Hopkins 2; Gordon Marshall, Lawrenceville, 45 ft. 5 1/4 in.; 3. William Markle, The Hill, 44 ft. 7 3/4 in.; 4. Norman Powell, Lawrenceville.


Team Point Score—Lawrenceville, 21; Poly Prep, 15; St. Benedict's Prep, Brooklyn Prep, 12; The Hill, 10; St. Francis Prep, Bloomingdale College, Toronto, and Mercersburg Academy, 9; Hopkins, Sanborn Seminary, and Humerside, 5; St. Michael's College, Manhattan Prep and Canisius Prep, Delbarton, Blair School and Malvern Prep, 2; La Salle Military School, Horace Mann School and The Peddie School, 1.




Outdoor 100 meter champion



Andy Stanfield, Outdoor 200 meter victor



William, Outdoor 800 meter winner




Wes Santee, Outdoor 1500 meter titlist

## 1952 U.S.A. SENIOR OUTDOOR CHAMPIONSHIPS

Held at Long Beach, California, June 20-21, 1952

### Heats


- 100 meter dash—First three in each heat to qualify for semi-finals—Heat One—1, William Mathis, U. S. Army; 2, Alex Burl, Colorado A. & M.; 3, Gathers, U. S. Air Force; 4, Joseph Schatzle, N.Y.A.C. Time—0:10.7. Heat Two—1, Dean Smith, San Antonio A. C.; 2, Jack Davis, Los Angeles A. C.; 3, Ira Murchison, Iowa; 4, Bill Fell, Multnomah A. C. (Portland, Ore.) Time—0:10.8. Heat Three—1, Walter Baker, Kansas State; 2, John H. Collegiate Track & Field (Philadelphia); 3, Charles Johnson, Louisiana State; 4, R. Laurence Williams, Los Angeles A. C. Time—0:11.1. Heat Four—1, James Golliday, Northwestern; 2, Milton Campbell, unattached; 3, Edward Conwell, N. Y. Pioneer Club; 4, Robert Keegan, N.Y.A.C. Time—0:10.8. Heat Five—1, Rod Richard, UCLA; 2, Joe Childress, Orange Texas, High School; 3, Lindy Remigino, N.Y.A.C.; 4, Don Campbell, unattached. Time—0:10.9. Semi-Finals, four to qualify for finals—Heat One—1, Gathers; 2, Mathis; 3, Davis; 4, Haines. Time—0:10.7. Heat Two—1, Smith; 2, Burl; 3, M. Campbell; 4, Baker. Time—0:10.7.
- 200 meter dash—Three to qualify in each heat for semi-finals. Heat One—1, Ollie Matson, San Francisco; 2, Walter McKibben, Los Angeles A. C.; 3, Marvin Brock, Multnomah Club (Portland, Ore.); 4, Robert Twiss, Harvard. Time—0:21.6. Heat Two—1, James Ford, Drake; 2, Art Poole, Coatsville (Pa.) High School; 3, Leslie Laing, Fresno State; 4, Joe Childress, Odessa (Tex.) High School. Time—0:21.9. Heat Three—1, Charles Thomas, San Antonio A. C.; 2, Walter Baker, Kansas State; 3, Edwin Macon, unattached; 4, Joseph Schatzle, New York A. C. Time—0:21.5. Heat Four—1, Andy Stanfield, Grand Street Boys Association, New York; 2, Robert Carty, New York Pioneer Club; 3, Horace Goode, San Antonio A. C.; 4, Lindy Remigino, New York A.C. Time—0:21.3. Heat Five—1, R. Williams, Illinois; 2, Herb McKenley, Grand Street Boys Association, Norman Stock, Los Angeles A. C.; 4, Vernon Dixon, unattached. Time—0:22.2. Semi-finals, four to qualify in each heat for finals. Heat One—1, Ford; 2, Matson; 3, Carty; 4, Goode. Time—0:21.7. Heat Two—1, Thomas; 2, Stanfield; 3, Baker; 4, Macon. Time—0:21.4.
- 400 meter run—Heat One—1, John Barnes, Los Angeles A. C.; 2, John V. Oklahoma A. and M.; 3, John Carroll, Michigan; 4, William Johnson, Virginia Poly. Time—0:48.2. Heat Two—1, J. W. Mashburn, Oklahoma State; 2, John Bradley, Los Angeles A. C.; 3, Edwin Macon, unattached; 4, Lopez, Navy Olympics. Time—0:48.1. Heat Three—1, Gene Cole, unattached; 2, Jim Lea, Los Angeles A. C.; 3, Hugo Maiocco, N. Y. Pioneer Club; 4, Herb McKenley, Grand Street Boys Assn. Time—0:47.6. Heat Four—1, George Rhoden, Morgan State; 2, Sherman Miller, Olympics (San Francisco); 3, Roger Norgren, Navy Olympics; 4, James Baker, San Antonio A. C. Time—0:48.4. Heat Five—1, Mal Whitfield, U. S. Air Force; 2, Richard Maiocco, N. Y. Pioneer Club; 3, Gary Scott, Iowa; 4, John Johnson, Maryland. Time—0:48. Semi-finals, four to qualify in each heat for finals. Heat One—1, R. Maiocco; 2, Rhoden; 3, Cole; 4, Macon. Time—0:47.3. Heat Two—1, Whitfield; 2, Mashburn; 3, H. Maiocco; 4, V. Barnes. Time—0:47.9.
- 800 meter run. Three to qualify in each heat for final. Heat One—1, Remigino, Pearman, New York Pioneer Club; 2, Leonard Truex, Ohio State; 3, Pruitt, Los Angeles A. C.; 4, Joseph Deady, U. S. Air Force. Time—1:52.9. Heat Two—1, Robert McMillan, Los Angeles A. C.; 2, Leon Leopold, U. S. Army; 3, Don Gehrmann, unattached; 4, Henry Cryer, unattached. Time—1:52.9. Heat Three—1, Jerome Walters, U. S. Marines; 2, Robert Chambliss, U. S. Navy; 3, Roscoe Browne, New York Pioneer Club; 4, Raymond White, New York A. C. Time—1:53.3. (Lang Stanley, San Jose State College, was running unattached, finished second but was disqualified for cutting in.)
- 110 meter hurdles. Four in each heat to qualify for semi-finals. Heat One—1, Billy Anderson, U. S. Army; 2, Art Barnard, Navy Olympics; 3, Albus, Los Angeles A. C.; 4, James Jackson, U. S. Marines. Time—0:14. Heat Two—1, Harrison Dillard, unattached; 2, Joel McNulty, Illinois; 3, Val Joe Walker, San Antonio A. C.; 4, Van Bruner, Michigan. Time—0:14. Heat Three—1, Jack Davis, Los Angeles A. C.; 2, Craig Dixon, Los Angeles A. C.; 3, Milton Campbell, unattached; 4, Willie Stevens, Chicago C. C. Time—0:14. Semi-finals, three to qualify in each heat for final. Heat One—1, Davis; 2, Anderson; 3, Campbell; 4, McNulty. Time—0:14. Heat Two—1, Dillard; 2, Dixon; 3, Barnard; 4, Stevens. Time—0:14.




George Brown, national 400 meter Hurdle champion



George Brown, national 400 meter Hurdle champion



Bob McMullen, 3000 Meter Steeplechase titlist



George Brown, Outdoor Broad Jump winner




**400 meter hurdles.** First two in each heat to qualify for final. Heat One—1, Bill Johnson, Pepperdine; 2, Edward White, U. S. Air Force; 3, John N. Y. Pioneer Club. Time—0:52.7. Heat Two—1, Robert DeVinney, Kansas A. C.; 2, Joe Hipple, Olympic Club, San Francisco; 3, Ralph Taylor, A. C. Time—0:53.3. Heat Three—1, Charles Moore, Jr., N. Y. A. Ronald Blackman, U. S. Army; 3, Stanley McConner, Michigan N. Time—0:52.5. Heat Four—1, Don Halderman, Los Angeles A. C.; 2, Yoder, Arkansas; 3, Jack Sage, Los Angeles A. C. Time—0:52.8.

#### Finals

- 100 meter dash, 10.5s.**—1, Dean Smith, San Antonio A. C.; 2, Alex Burl, rado A. & M.; 3, Bill Mathis, U. S. Army; 4, Thane Eaker, Kansas; 5, Jim Gathers, U. S. Air Force; 6, John Haines, Collegiate Track and Club, Phila.
- 200 meter dash, 21.1s.**—1, Andy Stanfield, Grand St. Boys; 2, Ollie Matson, Francisco Univ.; 3, Charles Thomas, San Antonio A. C.; 4, Walter D, Kansas State; 5, Horace Goode, San Antonio A. C.; 6, Bob Carty, Pioneer Club.
- 400 meter run, 46.4s.**—1, Mal Whitfield, U. S. Air Force; 2, George R Morgan State; 3, Dick Maiocco, N. Y. Pioneer Club; 4, Eddie Macon, attached; 5, Gene Cole, unattached; 6, John Voight, Oklahoma A. & S. State.
- 800 meter run, 1:53.5s.**—1, Reginald Pearman, N. Y. Pioneer Club; 2, Truex, Ohio State; 3, Bob McMillen, Los Angeles A. C.; 4, Bob Chan, U. S. Navy; 5, Leon Leonard, U. S. Army; 6, Don Gehrmann, unattached, Wauwautosa, Wis.
- 110 meter hurdles, 13.7s.**—1, Harrison Dillard, unattached, Cleveland; 2, Davis, Los Angeles A. C.; 3, Craig Dixon, Los Angeles A. C.; 4, Billy Mason, U. S. Army; 5, Art Barnard, Navy Olympics; 6, Willie Stevens, C. Y. O.
- 400 meter hurdles, 51.2.**—1, Charles Moore, N.Y.A.C.; 2, Don Halderman, Angeles A. C.; 3, Lee Yoder, Arkansas; 4, Bob DeVinney, Kansas; 5, Bill Johnson, Pepperdine; 6, Joe Hipple, Olympic Club.
- 3,000 meter steeplechase**—1, Robert McMullen, Olympic Club, San Francisco; 2, Horace Ashenfelter 3d, New York A. C.; 3, William Ashenfelter, York A. C.; 4, James Brown, Jr., U. S. Navy; 5, Browning Ross, Penn. State; 6, Stewart Ray, U. S. Army. Time—9:25.3.
- 3,000 meter walk**—1, Henry Laskau, 92d Street Y.M.H.A., New York; 2, Chichura, Polish Falcons, New Jersey; 3, Wisdom Stewart, New York Pioneer Club; 4, Jack Powell, Los Angeles A. C.; 5, Robert Stewart, Jose State College. Time—12:52.7. (New American and A. A. U. record 12:56.4, set by William Plant, Morningside College, Iowa, 1920; old A. A. U. record 13:08, set by Plant, 1920.)
- 1,500 meter run**—1, Wes Santee, Kansas A. C.; 2, Warren Druetzler, U. S. Air Force; 3, Javier Montez, San Antonio A. C.; 4, Joseph Lapierre, Georgetown; 5, Frank McBride, South Dakota State; 6, Fred Dwyer, New York A. C. Time—3:49.3.
- 5,000 meter run**—1, Curtis Stone, New York A. C.; 2, Charles Cappozzoli, New York A. C.; 3, Fred Wilt, New York A. C.; 4, Gordon McKenzie, New York Pioneer Club; 5, George F. Lynch, unattached; 6, Robert Stout, Olympic Club (San Francisco). Time—15:03.3.
- 10,000 meter run**—First Three qualify for U. S. Olympic Team—1, Curtis Stone, New York A. C.; 2, Fred Wilt, New York A. C.; 3, Horace Ashenfelter, New York A. C.; 4, Browning Ross, Penn. A. C.; 5, Gordon McKenzie, New York Pioneer Club. Time—30:33.4. (New A. A. U. record; old record 31:05.7, set by Wilt, 1949.)
- 200 meter hurdles**—1, Ralph Person, San Antonio A. C.; 2, Charles Moore, York A. C.; 3, Dave Martin, Indiana; 4, Eddie Roberts, Stillwater (Oklahoma) High School; 5, Don Smith, Kansas A. C.; 6, Bruce Sweeney, Idaho. Time—0:22.5.

#### Field Events


**Hammer Throw**—1, Thomas Bane, New York A. C., 179 feet, 11½ inches; 2, Clifford Blair, Boston University, 179 feet 9¼ inches; 3, Sam Felton, New York A. C., 175 feet 1¼ inches; 4, Robert Backus, New York A. C., 171 feet 1 inch; 5, Gilbert Borjeson, Brown, 171 feet 11¼ inches; 6, Henry Dwyer, New York A. C., 170 feet 9¼ inches.




Hot Indoor High Jump king



Major 96 lb. Outdoor Weight Lifting champion



Walt Davis, winner of Outdoor High Jump championship



Parry O'Brien, Los Angeles A.C., Indoor and Outdoor Shot Put champion

Javelin Throw—1, Bill Miller, Navy Olympics, 236 feet 1 inch; 2, Cy Los Angeles A. C., 232 feet 10½ inches; 3, R. C. Allison, Navy Olympic Club, 219 feet 10½ inches; 4, Franklin Held, Olympic Club (San Francisco), 217 feet 7½ inches; 5, Steve Seymour, Los Angeles A. C., 216 feet ½ inch; 6, Charles Missfeldt, Multnomah Club (Portland, Ore.), 206 feet 8 inches.

Shot Put—1, Parry O'Brien, Los Angeles A. C., 57 feet 4¾ inches (new A. record, old record, 57 feet 2¾ inches, set by James Fuchs, New York 1949); 2, Fuchs, 56 feet 11½ inches; 3, Bernard Mayer, New York Olympic Club, 55 feet 11¾ inches; 4, Darrow Hooper, San Antonio A. C., 54 feet 6¾ inches; 5, Roland Nilsson, Michigan, 53 feet 9¾ inches; 6, W. Thompson, Los Angeles A. C., 53 feet 9¾ inches.

High Jump—1, Walter Davis, San Antonio A. C., 6 feet 10½ inches (new U. record; old record, 6 feet 9¾ inches, set by William Stewart, San Antonio A. C., 1941 and Les Steers, Olympic Club, 1941); 2, tie between E. Betton, Drake and Emery Barnes, unattached, 6 feet 8¾ inches; 3, tie between Kenneth Wiesner, U. S. Navy, and Milton Mead, Michigan, 6 feet 7¾ inches; 4, tie among Ronald Mitchell, Illinois; Eric Roberts, Washington State, and Herman Wyatt, San Jose State, 6 feet 5¾ inches.

Broad Jump—1, George Brown, U. C. L. A., 25 feet 9 inches; 2, Mel Gourdine, New York Pioneer Club, 24 feet 7¼ inches; 3, Jerry Biffle, U. S. Army, 24 feet 6 inches; 4, Bill Albans, Los Angeles A. C., 24 feet 5¾ inches; 5, Lance Thompson, Morgan State, 23 feet 8¾ inches; 6, F. Morgan Thompson, Princeton, 23 feet 8 inches.

56-Pound Weight Throw—1, Henry Dreyer, New York A. C., 40 feet 3¼ inches; 2, Robert Backus, New York A. C., 36 feet 7½ inches; 3, Frank Brown, New York A. C., 36 feet 5¾ inches; 4, Gil Borjeson, Brown, 36 feet 5 inches; 5, Tom Montgomery, Olympic Club (San Francisco), 35 feet 10 inches; 6, Martin Engel, New York Pioneer Club, 34 feet 2½ inches.

Pole Vault—1, Tie between Robert Richards and Don Laz, both unattached, 14 feet 8 inches; 2, George Mattos, Olympic Club (San Francisco), 14 feet 4 inches; 4, tie among Don Cooper, Los Angeles A. C.; David Martin, Idaho; Richard Coleman, Illinois; Len Eilers, Los Angeles A. C., and Priddy, Olympic Club, 14 feet.

Discus Throw—1, Jim Dillion, Alabama Poly, 175 feet 3¾ inches; 2, Mel Gordien, Los Angeles A. C., 172 feet 9¾ inches; 3, Sim Innes, Los Angeles A. C., 169 feet 8¾ inches; 4, Victor Frank, Collegiate Track and Field Club (Philadelphia), 159 feet 2¾ inches; 5, James Fuchs, New York A. C., 157 feet 1¾ inches; 6, Taylor Lewis, Los Angeles A. C., 157 feet 7 inches.

Hop, Step and Jump—1, Walter Ashbaugh, U. S. Army, 50 feet 8¾ inches; 2, Sol Mazzocca, Northeastern University, 50 feet 7¼ inches; 3, O. Shaw, New York Pioneer Club, 50 feet 1 inch; 4, Jimmy Gerhardt, San Antonio A. C., 49 feet 11¾ inches; 5, Gaylord Bryan, Olympic Club (San Francisco), 49 feet 2½ inches; 6, John Kline, Wayne University, 48 feet 10¾ inches.

#### Team Point Scores

1. N. Y. A. C., 137; 2. L. A. A. C., 75½; 3. San Antonio A. C., 52; 4. Los Angeles A. C., 48; 5. Olympic Club, 16; 6. Kansas A. C., 14; 7. San Jose State, 13 11/15; 8. 92nd St. Y.M.H.A., 10; 9. U. C. L. A., 10; 10. Morgan State, 11; 11. Alabama Poly., 10; 12. Grand Street Boys, 10; 13. Boston U., 9; 14. Polish Falcons, 8; 15. Col. A. & M., 8; 16. Kansas State, 8; 17. Northern Iowa, 8; 18. San Francisco U., 8; 19. Ohio State, 8; 20. Drake, 7; 21. Brooklyn, 7; 22. Arkansas, 6; 23. Penn A. C., 6; 24. Indiana, 6; 25. Coll. T. & F., 6; 26. Michigan, 5; 27. Georgetown, 4; 28. Idaho, 2¾; 29. Pepperdine, 2; 30. S. Dakota St., 2; 31. Kansas U., 2; 32. Illinois, 1 11/15; 33. Oregon, 1 1/2; 34. Princeton, 1; 35. Okla. A. & M., 1; 36. C.Y.O. of Chicago, 1; 37. Wayne, 1.

#### NATIONAL RELAY CHAMPIONSHIPS


Held at Tulare, California, July 1-2, 1952

400 meters (4x100)—42.7s.—Navy Olympics, (Scott, Jackson, Macon, DeLoach); 1600 meters (4x400)—3m.19.9s.—Los Angeles A.C., (Nicholson, Pruitt, Hamman, Lea).

2900 meters medley (400-200-800-1500)—7m.6.9s.—Navy Olympics, (Nash, Taylor, Chambers, Haynes).




Walter Ashbaugh, Hop, Step and Jump  
titlist



Ralph Person, 200 Meter Low Hurdles  
champion



Walter Ashbaugh, Hammer Throw king




Jim Dillion, Discus winner

# NATIONAL A.A.U. DECATHLON CHAMPIONSHIP OFFICIAL U. S. OLYMPIC TRYOUTS


Held at Tulare, California, July 1 and 2, 1952

## FIRST DAY


Contestants (Ranked in order at end of first night)	100 Meters		Broad Jump		Shot Put		High Jump		400 Meters	
	Time	Pts.	Dist.	Pts.	Dist.	Pts.	Height	Pts.	Time	Pts.
1. Mathias, Stanford Univ...	10.8	986	23' 5 $\frac{1}{10}$ "	835	49' 10 $\frac{7}{8}$ "	901	6' 2 $\frac{1}{10}$ "	886	50.8	786
2. Campbell, Plainfield, N. J.	10.7	1028	22' 8"	758	44' 6"	726	6' 2 $\frac{1}{10}$ "	886	50.7	793
3. Simmons, L. A. A. C.....	11.2	835	22' 9"	767	48' 7 $\frac{7}{8}$ "	619	6' 2 $\frac{1}{10}$ "	886	51.7	723
4. Albans, L. A. A. C.....	11.0	908	24' 3 $\frac{3}{4}$ "	930	42' 9 $\frac{3}{8}$ "	675	6' 1 $\frac{5}{8}$ "	858	51.5	737
5. Scruggs, Santa Barb. A. C.	11.6	706	21' 7"	662	40' 6 $\frac{1}{2}$ "	614	5' 8 $\frac{7}{8}$ "	711	52.3	684
6. Adams, Univ. of Calif.....	11.4	767	19' 7 $\frac{3}{8}$ "	507	49' 5 $\frac{5}{8}$ "	885	5' 7 $\frac{1}{8}$ "	661	52.7	660
7. Barker, Granger, Wash....	11.2	835	21' 7 $\frac{7}{8}$ "	667	40' 10 $\frac{7}{8}$ "	524	5' 9 $\frac{1}{16}$ "	716	51.6	739
8. Pryor, Univ. Arkansas....	11.5	736	21' 9 $\frac{1}{8}$ "	675	36' 3 $\frac{1}{4}$ "	504	5' 7 $\frac{1}{8}$ "	661	52.3	684
9. Smith, Anderson, Ind....	11.5	736	22' 4 $\frac{3}{4}$ "	734	34' 8 $\frac{1}{4}$ "	465	5' 10 $\frac{7}{8}$ "	770	51.3	751
10. Miller, Navy Ol. (7 Ev.)..	10.9	946	21' 8 $\frac{3}{4}$ "	673	37' 8 $\frac{3}{4}$ "	540	5' 10 $\frac{1}{16}$ "	746	50.5	807
11. Sommers, Naval Tr. Center	11.6	706	21' 3"	635	34' 11 $\frac{1}{2}$ "	472	5' 8 $\frac{7}{8}$ "	711	53.0	642
12. White, Lamoni, Iowa.....	11.5	736	21' 11 $\frac{1}{8}$ "	689	30' 1 $\frac{1}{4}$ "	361	5' 3 $\frac{3}{4}$ "	575	53.4	618
13. Sturdevant, Detroit, Mich.	11.6	706	20' 3 $\frac{3}{4}$ "	541	34' 3 $\frac{3}{4}$ "	450	6' 7 $\frac{7}{8}$ "	832	53.5	612
14. Patterson, Taft, Cal. (9 Ev.)	11.8	650	20' 8 $\frac{3}{8}$ "	590	46' 2 $\frac{3}{8}$ "	778	5' 7 $\frac{3}{4}$ "	678	56.2	470
15. Klein, Glendale, Calif....	11.4	767	19' 5 $\frac{1}{4}$ "	495	38' 1"	548	5' 6 $\frac{3}{4}$ "	650	53.1	636
16. Keyser, Stockton, Calif....	12.1	574	18' 9 $\frac{1}{4}$ "	448	36' 8 $\frac{1}{4}$ "	514	5' 10 $\frac{1}{16}$ "	746	57.5	412
17. Mulkey, Purdue, Missouri.	11.9	624	19' 4 $\frac{3}{4}$ "	490	38' 6 $\frac{1}{4}$ "	559	5' 7 $\frac{1}{16}$ "	683	54.3	565
18. Martin, L. A. A. C. (8 Ev.)	11.7	678	21' 8 $\frac{3}{4}$ "	673	41' 6 $\frac{3}{4}$ "	642	5' 7 $\frac{3}{4}$ "	678	53.1	636
19. Mathias, Tulare, Calif....	11.9	624	19' 4"	486	40' 3 $\frac{3}{8}$ "	600	5' 7 $\frac{3}{4}$ "	678	54.2	570
20. Morse, U. S. Marine Corps.	12.5	484	18'	397	40' 8 $\frac{5}{8}$ "	618	5' 1"	509	60.9	283
21. Lopez, Navy Ol. (6 Ev.)..	11.3	800	20' 9"	593	33' 8 $\frac{3}{8}$ "	441	5' 6 $\frac{3}{4}$ "	650	49.4	892
22. Rowe, Palo Alto, Calif....	12.2	550	17' 3 $\frac{1}{2}$ "	351	34' 2 $\frac{3}{4}$ "	454	5' 7 $\frac{1}{16}$ "	683	57.0	432
23. Anderson, U. S. Army (4 Ev.)	10.7	1028	22' 8 $\frac{1}{2}$ "	761	40' 6 $\frac{3}{8}$ "	613	4' 10 $\frac{7}{8}$ "	460	...	...
24. Tinkham, Hollywood, Cal. (5 Events).....	12.6	464	19' 8 $\frac{1}{8}$ "	517	34' 5 $\frac{3}{4}$ "	460	6' 7 $\frac{7}{8}$ "	832	59.2	345
25. Thomas, Charlotte, N. C. (5 Events).....	12.4	505	18' 10"	452	30' 9 $\frac{3}{4}$ "	378	5' 7 $\frac{3}{4}$ "	678	57.7	404
26. Cooke, U. S. Army.....	11.3	800	20' 6 $\frac{7}{8}$ "	580	.....	.....	.....	.....	...	...




Justin Horton, Pentathlon winner



Bob Mathias, Decathlon titlist



Bill Miller Javelin champion



Ray Bussard, All-Around champion

## SECOND DAY

Contestants (Ranked in order of finish)	110 Meter H.H.		Discus		Pole Vault		Javelin		1500 Meters		Total
	Time	Pts.	Dist.	Pts.	Dist.	Pts.	Dist.	Pts.	Time	Pts.	
1. Mathias	14.6	923	157' 11 5/8"	881	12' 3 3/4"	620	193' 10 3/8"	713	4:55.3	294	7825
2. Campbell	14.4	983	132' 11"	641	11' 1 1/4"	470	175' 1 1/2"	593	5:14.1	176	7054
3. Simmons	14.8	867	130' 10 7/8"	624	12' 3 3/8"	620	189' 8 3/8"	684	5:13.8	179	6804
4. Albans	14.4	983	131' 5 1/8"	628	11' 1 1/4"	470	147' 8 1/2"	438	.....	...	6627
5. Scruggs	16.1	575	128' 1 1/2"	600	11' 1 1/4"	470	149' 4 1/8"	447	4:33.6	472	5941
6. Adams	16.9	443	140' 3 3/8"	706	10' 2 3/8"	366	196' 7 1/2"	732	5:11.1	193	5920
7. Barker	16.2	557	119' 11 5/8"	534	9' 11 3/4"	342	167' 11 3/4"	550	4:58.5	272	5827
8. Pryor	16.3	540	119' 3 3/8"	527	12' 1 1/8"	576	154' 5 1/4"	475	5:02.9	242	5620
9. Smith	15.6	673	95' 2 7/8"	356	9' 6 1/8"	293	135' 1 7/8"	376	4:35.4	455	5609
10. Miller	15.2	764	.....	...	(effort)	1	237' 6"	1063	.....	...	5540
11. Sommers	15.6	673	108' 7 1/2"	448	12' 5 1/8"	576	144' 6 1/2"	422	5:07.2	216	5501
12. White	15.8	632	75' 1 1/8"	221	11' 5/8"	464	142' 4 1/2"	411	4:44.1	379	5087
13. Sturdevant	16.5	506	93' 2"	342	12' 1 1/8"	576	139' 3 3/8"	396	5:27.5	103	5064
14. Patterson	17.4	372	125' 11"	581	10' 7 1/8"	411	153' 1/4"	523	.....	...	5053
15. Klein	16.8	458	114' 1 5/8"	489	10' 1"	354	153' 6 3/8"	470	5:36.4	59	4926
16. Keyser	17.7	333	114' 11 1/8"	496	12' 5 5/8"	645	153' 1/2"	471	5:10.7	195	4834
17. Mulkey	16.8	458	109' 4 1/2"	453	10' 6"	400	133' 2 1/2"	367	5:17.4	159	4758
18. Martin	19.2	171	139' 5 1/8"	698	.....	...	141' 6 1/4"	407	.....	...	4583
19. J. Mathias	20.2	85	127' 9 1/2"	597	9' 7 1/4"	301	121' 10 1/2"	312	.....	...	4253
20. Morse	20.5	61	139' 1/2"	694	8' 6"	190	169' 3 1/8"	557	5:07.9	212	4005
21. Lopez	17.6	346	.....	...	.....	...	.....	...	.....	...	3755
22. Rowe	18.8	208	85' 9 3/8"	293	10' 1 1/8"	346	107' 10 1/2"	244	5:21.5	136	3473
23. Anderson	.....	.....	.....	.....	.....	.....	.....	.....	.....	.....	3234
24. Tinkham	.....	.....	.....	.....	.....	.....	.....	.....	.....	.....	2464
25. Thomas	.....	.....	.....	.....	.....	.....	.....	.....	.....	.....	2389
26. Cooke	.....	.....	.....	.....	.....	.....	.....	.....	.....	.....	1380

## U.S.A. SENIOR PENTATHLON CHAMPIONSHIP

Held at Los Angeles, California, July 5, 1952

Name	Broad Jump		Javelin		200 Meters		Discus		1500 Meters		Total
	Distance	Pts.	Dist.	Pts.	Time	Pts.	Dist.	Pts.	Time	Pts.	
1. Norton, Laguna Beach, Cal.	22' 1/4"	698	174' 9 3/4"	591	22.6	817	118' 8"	524	4:30.7	499	3129
2. Scruggs, Santa Barbara A.C.	21' 4"	640	160' 3 1/4"	498	22.9	767	130' 1/2"	616	4:23.5	574	3095
3. Martin, L. A. A. C.	21' 9"	675	148' 8 3/4"	444	23.0	751	140' 2 3/4"	705	4:34.4	464	3039
4. Koch, Unatt. S. C.	20' 6 1/4"	576	171' 8"	572	23.5	677	153' 2 3/8"	832	4:53.8	306	2963
5. Sieben, San Diego State	21' 10 3/4"	686	172' 9 3/4"	579	23.0	751	104' 8 1/2"	418	4:36.7	444	2878
6. Wilson, L. A. A. C.	19' 6 1/4"	500	123' 1/4"	317	23.0	751	87' 11 1/4"	307	4:17	652	2527
7. Bessent, Pasadena D. Assn.	17' 10 1/4"	387	125' 1/4"	327	24.7	527	96' 6 1/2"	364	4:51.3	324	1929


(Did not



Fred Will, Cross-Country champion



Browning Ross, 25 & 30 kilo run champion



(Left to Right) Adolf Weinacher, 25 kilo Walk champion; Bill Mihalo, 35 and 40 kilo titlist and John Deni, 30 kilo winner. Mihalo is now a professional

## U.S.A. SENIOR ALL-AROUND CHAMPIONSHIP

Held at Baltimore, Maryland, August 17, 1952

- 100 yard dash—1. John Voight, Baltimore Olympic, (10.2s.) 916 points; 2. Tie among Raymond Bussard, Bridgewater College, Va., Tex Carter, Baltimore Olympic Club, Tom Wilson, New York Pioneer Club, and Dick Lentz, Baltimore Olympic Club, (10.7s.) 811 points; 6. Paul Carter, Baltimore Olympic Club, (10.8s.) 790 points; 7. Sidney Kiwitt, New York Pioneer Club, (10.9s.) 769 points; 8. Bob Leishear, Unattached, Baltimore, (11.2s.) 706 points; 9. Tie between Lou Metzger, Baltimore Olympic Club and Harry Lentz, Baltimore Olympic, (11.5s.) 643 points; 11. John Dick, Unattached, Milwaukee, Wisconsin, (12.4s.) 454 points.
- Shot Put—1. Raymond Bussard, Bridgewater College, Va. (38ft. 1½in.) 574 points; 2. Harry Lentz, Baltimore Olympic (36ft. 6in.) 496 points; 3. Sidney Kiwitt, New York Pioneer Club, (35ft. 6in.) 451 points; 4. John Voight, Baltimore Olympic Club, (35ft.) 424 points; 5. Dick Lentz, Baltimore Olympic Club, (33ft. 9½in.) 366 points; 6. Bob Leishear, Unattached, Baltimore, (32ft. 8in.) 312 points; 7. Tex Carter, Baltimore Olympic Club, (32ft. 4in.) 296 points; 8. Tom Wilson, New York Pioneer Club, (32ft. 1in.) 284 points; 9. Lou Metzger, Baltimore Olympic Club, (30ft. ½in.) 186 points; 10. John Dick, Unattached, Milwaukee, Wisconsin, (28ft. 7½in.) 118 points; 11. Paul Carter, Baltimore Olympic Club, (26ft. ½in.) no points.
- High Jump—1. Tie between Tom Wilson, New York Pioneer Club, and Dick Lentz, Baltimore Olympic Club, (5ft. 10in.) 800 points; 3. Raymond Bussard, Bridgewater College, Va., (5ft. 5in.) 608 points; 4. Tie between Sidney Kiwitt, New York Pioneer Club and John Voight, Baltimore Olympic Club, (5ft. 4in.) 608 points; 6. Tie between Tex Carter, Baltimore Olympic Club and Lou Metzger, Baltimore Olympic Club, (5ft. 2in.) 544 points; 8. Paul Carter, Baltimore Olympic Club, (5ft. ¼in.) 608 points; 9. Tie between Harry Lentz, Baltimore Olympic and John Dick, Unattached, Milwaukee, Wisconsin, (4ft. 10in.) 416 points; 11. Bob Leishear, Unattached, Baltimore, (4ft. 8in.) 352 points.
- 880 yard walk—1. John Dick, Unattached, Milwaukee, Wisconsin, (4:03.2) 690 points; Dick Lentz, Baltimore Olympic Club, (4:16.7) 629 points; 3. Raymond Bussard, Bridgewater College, Va. (4:19.1) 617 points; 4. Sidney Kiwitt, New York Pioneer Club, (4:22.1) 602 points; 5. Tie between Tex Carter, Baltimore Olympic Club and Tom Wilson, New York Pioneer Club, (4:23.4) 595 points; 7. Harry Lentz, Baltimore Olympic, (4:27.4) 575 points; 8. John Voight, Baltimore Olympic Club, (4:33.8) 543 points; 9. Paul Carter, Baltimore Olympic Club, (4:35.6) 534 points; 10. Bob Leishear, Unattached, Baltimore, (4:49.7) 464 points; 11. Lou Metzger, Baltimore Olympic Club, (5:31) 257 points.
- Hammer Throw—1. John Voight, Baltimore Olympic Club, (89ft. 4in.) 331 pts. Raymond Bussard, Bridgewater College, Va., (82ft. 6in.) 249 points; 3. Dick Lentz, Baltimore Olympic Club, (77ft. 11½in.) 194 points; 4. Harry Lentz, Baltimore Olympic, (68ft. 4in.) 79 points; 5. Sidney Kiwitt, New York Pioneer Club, (63ft. 3½in.) 23 points; 6. Bob Leishear, Unattached, Baltimore, (62ft. 3in.) 6 points; 7. John Dick, Unattached, Milwaukee, Wisconsin, (60ft. 10½in.) no points; 8. Tom Wilson, New York Pioneer Club, (59ft. 8½in.) no points; 9. Tex Carter, Baltimore Olympic Club, (55ft.) no points; 10. Lou Metzger, Baltimore Olympic Club, (50ft. 9½in.) no points; 11. Paul Carter, Baltimore Olympic Club, (49ft.) no points.
- Pole Vault—1. Tex Carter, Baltimore Olympic Club, (12ft. 2½in.) 1056 points; 2. Lou Metzger, Baltimore Olympic Club, (10ft. 5½in.) 752 points; Raymond Bussard, Bridgewater College, Va., (10ft. 3½in.) 752 points; 4. Paul Carter, Baltimore Olympic Club, (9ft. 5½in.) 560 points; 5. Dick Lentz, Baltimore Olympic Club, (8ft. 11½in.) 464 points; 6. Bob Leishear, Unattached, Baltimore, (8ft. 11½in.) 464 points; 7. Tie between Tom Wilson, New York Pioneer Club and Sidney Kiwitt, New York Pioneer Club, (8ft. 5½in.) 360 points; John Dick, Unattached, Milwaukee, Wisconsin, (7ft. 11½in.) 272 points; Harry Lentz, Baltimore Olympic and John Voight, Baltimore Olympic Club did not compete in this event.
- 100 yard dash—1. John Voight, Baltimore Olympic Club, (10.2s.) 1060 points; 2. Tex Carter, Baltimore Olympic Club, (16.3s.) 895 points; 3. Raymond Bussard, Bridgewater College, Va., (16.5s.) 865 points; 4. Tom Wilson, New York Pioneer Club, (16.8s.) 820 points; 5. Tie between Dick Lentz, Baltimore Olympic Club and Sidney Kiwitt, New York Pioneer Club, (17.4s.) 760 points; 6. Harry Lentz, Baltimore Olympic, (19.9s.) 355 points; 8. John Voight, Unattached, Milwaukee, Wisconsin, (22s.) 40 points; 9. Lou Metzger, Baltimore Olympic Club, (20s.) 34 points; Bob Leishear, Unattached, Baltimore, and John Voight, Baltimore Olympic Club did not compete in this event.
- 200 yard dash—1. Raymond Bussard, Bridgewater College, Va., (20ft. 3in.) 284 points; 2. John Dick, Unattached, Milwaukee, Wisconsin, (17ft. 6in.) 120 points; 3. Dick Lentz, Baltimore Olympic Club, (16ft. 4½in.) 65 points; 4. Sidney Kiwitt, New York Pioneer Club, (16ft. 2½in.) 58 points; 5. Harry Lentz, Baltimore Olympic, (15ft. 8in.) 32 points; 6. Tex Carter, Baltimore Olympic Club, (15ft. 7½in.) 30 points; 7. Bob Leishear, Unattached, Baltimore, (15ft. 6½in.) 26 points; 8. Tom Wilson, New York Pioneer Club, (13ft. 6in.) 10 points; 9. Paul Carter, Baltimore Olympic Club, (13ft. 2½in.) no points; 10. Lou Metzger, Baltimore Olympic Club, (12ft. 6½in.) no points; 11. John Dick, Baltimore Olympic Club did not compete in this event.
- 400 yard dash—1. Dick Lentz, Baltimore Olympic Club, (20ft. 5½in.) 702 points; 2. Raymond Bussard, Bridgewater College, Va., (20ft. 1¾in.) 671 points; 3. John Voight, New York Pioneer Club, (19ft. 10½in.) 648 points; 4. Tom Wilson, New York Pioneer Club, (19ft. 6½in.) 616 points; 5. Tex Carter, Baltimore Olympic Club, (19ft. 2½in.) 581 points; 6. Paul Carter, Baltimore Olympic Club, (18ft. 3½in.) 496 points; 7. Bob Leishear, Unattached, Baltimore, (18ft. 4in.) 476 points; 8. Harry Lentz, Baltimore Olympic, (17ft. 11in.) 420 points; 9. Lou Metzger, Baltimore Olympic Club, (17ft. 6½in.) 360 points; 10. John Dick, Unattached, Milwaukee, Wisconsin, (15ft. 9½in.) 180 points; 11. John Voight, Baltimore Olympic Club did not compete.
- 800 yard dash—1. Tom Wilson, New York Pioneer Club, (5:35.5) 611 points; 2. John Dick, Unattached, Milwaukee, Wisconsin, (5:37.5) 601 points; 3. Raymond Bussard, Bridgewater College, Va., (6:19.5) 391 points; 4. Bob Leishear, Unattached, Baltimore, (6:22.9) 373 points; 5. Lou Metzger, Baltimore Olympic Club, (6:37.3) 301 points; 6. Sidney Kiwitt, New York Pioneer Club, (6:40.0) 286 points; Tex Carter, Baltimore Olympic Club, Dick Lentz, Baltimore Olympic Club, Paul Carter, Baltimore Olympic Club, Harry Lentz, Baltimore Olympic, and John Voight, Baltimore Olympic Club did not compete in this event.
- 1600 yard dash—1. Raymond Bussard, Bridgewater College, Va., 5822; 2. Tex Carter, Baltimore Olympic Club, 4973; 3. Tom Wilson, New York Pioneer Club, 4761; 4. Dick Lentz, Baltimore Olympic Club, 4761; 5. Sidney Kiwitt, New York Pioneer Club, 4493; 6. Paul Carter, Baltimore Olympic Club, 3447; 7. Lou Metzger, Baltimore Olympic Club, 3447; 8. Bob Leishear, Unattached, Baltimore, 3179; 9. Harry Lentz, Baltimore Olympic, 3148; 10. John Dick, Unattached, Milwaukee, Wisconsin, 2974; 11. John Voight, Baltimore Olympic Club, 2622.

## SENIOR NATIONAL CROSS-COUNTRY CHAMPIONSHIP

Held at Buffalo, New York, November 30, 1952

1. Fred Will, New York A.C.; 2. Horace Ashenfelder, New York A.C.; 3. Ray Osterhout, Syracuse University, 32m.34s.; 4. William Ashenfelder, New York A.C., 34m.34s.; 5. Curtis Stone, New York A.C., 35m.13s.; 6. Fred New York A.C., 35m.24s.; 7. Austin Scott, New York Pioneer Club, 36m.06s.; 8. George Thompson, New York A.C., 36m.20s.; 9. Steve Thompson, Syracuse University, 36m.21s.; 10. Gene Parker, Syracuse University, 36m.48s.; 11. Tom Colter, Syracuse University, 36m.46s.; 12. Bob Leishear, Michigan Normal, 36m.58s.; 15. Anthony Diamond, New York A.C., 37m.10s.; 16. W. Thad McArthur, New York A.C., 37m.44s.; 17. Gene Galzi, Syracuse University, 37m.45s.; 18. Don Fryer, Syracuse University, 37m.48s.; 19. Mel Chambers, Niagara University, 37m.58s.; 20. Tom Colter, Downtown "Y", 38m.07s.; 21. Art Uhl, State Teachers, Downtown "Y", 38m.16s.; 22. John Lovett, Akron, Ohio, 38m.16s.; 23. Eddie Aylmer, Michigan Normal, 38m.31s.; 24. Pat Foley, State Teachers, 38m.38s.; 25. John Dick, Unattached, 38m.39s.; 26. Jack Foster, Downtown "Y", 38m.45s.;

**U.S.A. SENIOR 25 KILOMETER WALKING CHAMPIONSHIP****Held at Chicago, Ill., August 31, 1952**

- 2h.21m.05s.—1. Adolf Weinacher, ESAF Veterinary Corps; 2. John Deni, F.O.E., Verona, Pa., 2h.24m.25s.; 3. James Sadun, F.O.E., Verona, Pa., 2h.23m.58s.; 4. Bronius Koturakis, Unattached, Milwaukee, Wis., 2h.26m.45s.; 5. Frank Jerry, F.O.E., Verona, Pa., 2h.33m.25s.; 6. John Dick, Green and Gold A.C., 2h.33m.39s.

**U.S.A. SENIOR 30 KILOMETER WALKING CHAMPIONSHIP****Held at Atlantic City, N. J., October 19, 1952**

- 2:52:46—1. John Deni, F.O.E., Verona, Pa.; 2. Carl Kurr, Penn A. C. (3:00:14); 3. Leo Sjogren, Finnish-American A. C., N. Y. (3:01:18); 4. (Captain) W. Stewart, N. Y. Pioneer Club (3:08:39); 5. Rudolph Haluza, N. Y. Pioneer Club (3:09:16); 6. George Casper, Penn A. C. (3:09:45). Team Score—Penn A. C. (Kurr, Caspar, Abbate), 11 pts.; 2. N. Y. Pioneer Club, 12 pts.; 3. Mutual of Omaha, 22 pts.

**U.S.A. SENIOR 35 KILOMETER WALKING CHAMPIONSHIP****Held at Pittsburgh, Pa., June 22, 1952**

- 3:23:14—1. Bill Mihaló, Thompson Products, Detroit; 2. John Deni, F. O. E., Verona, Pa. (3:23:15); 3. Jimmy Sidun, F. O. E., Verona, Pa. (3:23:16); 4. George Casper, Penn A. C.; 5. Frank Jerry, F. O. E., Verona, Pa.; 6. Adolf Weinacker, USAF Veterinary Corps.

**U.S.A. SENIOR 40 KILOMETER WALKING CHAMPIONSHIP****Held at Dearborn, Mich., April 6, 1952**

- 3:45:50—1. William Mihaló, Thompson Products, Detroit; 2. Jimmy Sidun, F. O. E., Verona, Pa. (3:50:05); 3. John Deni, F. O. E., Verona, Pa. (4:06:04); 4. Adolph Weinacker, USAF Veterinary Corps (4:06:33); 5. John White Horse, Baltimore, Md. (4:06:38); 6. Erwin Erkfitz, Thompson Products, Detroit (4:47:00). Team Score—1. F. O. E. 1634, Verona, Pa. 6 pts.

**U.S.A. SENIOR 50 KILOMETER WALKING CHAMPIONSHIP****Held at Baltimore, Md., May 4, 1952**

- 4:46:51.5—1. Leo Sjogren, Finnish-American A. C., N. Y.; 2. Adolph Weinacker, USAF Veterinary Corps (4:47:01.9); 3. John M. Deni, F. O. E., Verona, Pa. (4:48:39.2); 4. Jimmy Sidun, F. O. E., Verona, Pa. (4:49:00); 5. Bill Mihaló, Thompson Products, Detroit (4:55:02); 6. Bronius Keturakis, Unatt., Milwaukee, Wis. (4:58:07).

**SENIOR NATIONAL WOMEN'S INDOOR TRACK & FIELD CHAMPIONSHIP****Held at Buffalo, New York, March 21, 1953**

- 50 yard dash—First heat, 6.2s.—1. Barbara Jones, C.Y.O., Chicago; 2. Marilyn Connors, Red Diamond A.C., Boston; 3. Barbara Whiting, P.A.L., New York; 4. G. Hobbins, Toronto Track and Field. Second heat, 6.4s.—1. Marcel Connor, P.A.L., New York; 2. M. MacDonald, Toronto Track and Field; 3. B. Quary, C.Y.O.; 4. G. German-American A.C. Third heat, 6.0s. (equals American and established championship record)—1. M. Landry, E. Strube, Chicago CYO; 2. J. Moreau, Red Diamond A.C.; 3. A. Weeks, East York Track Club; 4. H. Shaw, Silver Heels, Toronto. Fourth heat, 6.8s.—1. B. Ayers, Chicago, CYO; 2. P. Westwood, Rochester Turners; 3. C. Hays, Silver Heels, Toronto. Fifth heat, 6.3s.—1. B. Husband, P.A.L., New York; 2. C. Myers, Silver Heels, Toronto; 3. C. Smith, Toronto Track and Field; 4. A. Lyman, Chicago CYO. Sixth heat, 6.4s.—1. D. Quary, P.A.L., New York; 2. A. Jordan, Chicago CYO; 3. D. Wilson, East York Track Club, Toronto; 4. Marlene Grosse, Silver Heels, Toronto. First Semi-Final, 6.3s.—1. Quary; 2. Husband; 3. Myers; 4. Smith. Second Semi-Final, 6.2s.—1. Ayers; 2. Connor; 3. Strube; 4. Westwood. Third Semi-Final, 6.2s.—1. Landry; 2. Mareau; 3. Jones; 4. Connors.
- 100 yard dash—First heat, 11.5s.—1. B. Ayers, Chicago C.Y.O.; 2. B. Whiting, P.A.L., New York; 3. E. Miller, Toronto Track and Field; 4. B. Curren, German-American A.C. Second heat, 11.4s.—1. C. Robinson, P.A.L., New York; 2. Mildred Grosse, Silver Heels, Toronto; 3. B. Husband, P.A.L., New York; 4. H. Evans, Urban League, Buffalo. Third heat, 11.3s.—1. D. Quary, P.A.L., New York; 2. B. Jones, Chicago CYO; 3. F. Barager, East York Track Club, Toronto; 4. M. Nicol, Silver Heels, Toronto.

- 100 yard dash—First heat, 28.0s.—1. A. Jordan, Chicago CYO; 2. H. Lucy, German-American A.C.; 3. V. Gower, Silver Heels Track Club. Second heat, 27.5s.—1. M. Connors, Red Diamond A.C.; 2. C. Dunn, P.A.L., New York; 3. D. Darnowski, German-American A.C.; 4. D. Wilson, East York Track Club. Third heat, 27.1s.—1. J. Moreau, Red Diamond A.C.; 2. M. Landry, New York; 3. A. Lyman, Chicago CYO; 4. C. Glead, Toronto Track and Field.

- 100 yard dash—First heat, 7.2s.—1. C. Darnowski, German-American A.C.; 2. G. Hobbins, Toronto Track and Field; 3. C. Dunn, P.A.L., New York; 4. B. Little Rhody. Second heat, 7.2s.—1. C. Smith, Toronto Track and Field; 2. N. Phillips, German-American A.C.; 3. M. Martin, Chicago CYO; 4. M. MacDonald, Silver Heels Track Club. Third heat, 7.3s.—1. S. Darnowski, Toronto Track and Field; 2. J. McDaniels, P.A.L., New York; 3. N. Phillips, Toronto Track and Field; 4. E. Sipolt, Chicago CYO.

- 100 yard dash—First heat, 53.0s.—1. East York Track Club; 2. P.A.L., Team B; 3. Chicago CYO, Team B; 4. Rochester Turners. Second heat, 50.9s.—1. East York Track Club; 2. P.A.L., Team A; 2. Red Diamond A.C.; 3. Silver Heels Track Club. Third heat, 51.8s.—1. Chicago CYO, Team A; 2. Toronto Track and Field; 3. Silver Heels Track Club; 4. Urban League, Buffalo. 100 yard relay—First heat, 53.4s.—1. P.A.L., Team B; 2. Chicago CYO; 3. Rochester Turners. Second heat—55.2s.—1. P.A.L., New York, Team A; 2. German-American A.C.; 3. Red Diamond A.C.

**Finals**

- 100 yard dash—6.3s.—1. Mabel Landry, Chicago CYO; 2. Janet Moreau, Red Diamond A.C., Boston; 3. Delores Quary, P.A.L., New York; 4. Rebecca Quary, Chicago CYO.

- 100 yard dash—11.4s.—1. Cynthia Robinson, P.A.L., New York; 2. Barbara Whiting, P.A.L., Boston; 3. Mildred Grosse, Silver Heels Track Club; 4. Tie between Ayers, Chicago CYO and Delores Quary, P.A.L., N. Y.

- 100 yard dash—29.0s.—1. Janet Moreau, Red Diamond A.C.; 2. Marilyn Connors, Red Diamond A.C.; 3. Carol Dunn, P.A.L., New York; 4. Anna Jordan, P.A.L., New York.

- 100 yard dash—7.1s. (new championship record)—1. Nancy Phillips, German-American A.C.; 2. Constance Darnowski, German-American A.C.; 3. Carol Dunn, Toronto Track and Field; 4. Quen Hobbins, Toronto Track and Field. 100 yard hurdle relay—41.4s. (new championship record)—1. P.A.L., N. Y.; 2. B. Quary, C.Y.O.; 3. M. Landry, E. Strube, Chicago CYO; 4. M. McDaniels, Louise Mead, Carol Dunn, Marcella Connor; 2. Toronto Track and Field; 3. German-American A.C.; 4. Little Rhody.

- 100 yard dash—59.7s.—1. P.A.L., New York (B. Husband, M. Connor, D. Robinson); 2. Chicago CYO, Team A; 3. Red Diamond A.C.; 4. East York Track Club; Toronto Track Club disqualified.

- 100 yard dash—53.0s.—1. P.A.L., New York, Team A (C. Dunn, C. Darnowski, B. Quary, B. Husband); 2. P.A.L., New York, Team B; 3. East York Track Club; 4. German-American A.C.

- 100 yard dash—5ft. 1¼in.—1. Marion Boos, P.A.L., New York; 2. Nancy Quary, German-American A.C. (5ft. ¾in.); 3. Tie between Veronica Lewis, P.A.L., New York; 4. Ora L. Allen, Chicago CYO and Nancy Reid, Little Rhody (4ft. ¾in.).

- 100 yard dash—8ft. 6¼in.—1. Janet Moreau, Red Diamond A.C.; 2. Nancy Quary, German-American A.C., (8ft. 6in.); 3. C. Robinson, P.A.L., New York (8ft. 5in.); 4. B. McDonnell, Red Diamond A.C. (8ft.).

- 100 yard dash—95ft. 8in.—1. Ramona Massey, P.A.L., New York; 2. Joan Stuffer, New York (95ft. 5in.); 3. Joan Stauffer, Harrisburg A.A.; 4. Marilyn Huber, Chicago CYO (89ft. 2¼in.).

- 100 yard dash—40ft. 10¼in.—1. Amelia Bert, Little Rhody; 2. Janet Dicks, Little Rhody; 3. Paula Deubel, Little Rhody (37ft. 11¼in.); 4. Nancy Reid, Little Rhody (37ft. 5¼in.).

- 100 yard dash—Police Athletic League, New York, 42½; Red Diamond A.C., Chicago CYO, 17½; German-American A.C., New York, 16; Toronto Track and Field, 11; Toronto Track and Field, 6; Harrisburg A.A., 5; Toronto Track and Field, East York, 1.

- 100 yard dash—Point Score—Janet Moreau, 13; N. Phillips, 11; C. Robinson, 7; R. Quary, 6; M. Landry and M. Boos, 5.



## U.S.A. SENIOR WOMEN'S TRACK AND FIELD CHAMPIONSHIPS

Held at Waterbury, Conn., June 29, 1952


### Senior Heats



Janet Dicks, Discus champion



Marion Boos, Indoor and Outdoor Jump winner



Constance Darnowski, Outdoor 80 Meter Hurdles titlist



Mae Faggs, Indoor 220 Yard Dash

First Heat, 6.9s.—1. Mary McNabb, Tuskegee Institute; 2. Barbara Hardy, P.A.L.N.Y.; 3. Harriet Brown, P.A.L.N.Y. Second Heat, 7.2s.—1. Barbara Hardy, Ft. Valley State College, Ga.; 2. Sarah Pointer, P.A.L.N.Y.; 3. Edith Moten, Tuskegee Institute. Third Heat, 7.2s.—1. Barbara Hardy, P.A.L.N.Y.; 2. Margaret Matthews, Tuskegee Inst.; 3. Dolores Dwyer, German American A.C. Fourth Heat, 7.2s.—1. Betty Coll, German American A.C. Fifth Heat, 7.2s.—1. Barbara Jones, Chicago C.Y.O.; 2. Margaret Davis, Tuskegee Institute; 3. Barbara McDonald, Red Diamond A.C.; 4. Louise Meas, P.A.L.N.Y. Sixth Heat, 7.2s.—1. Marcella Connor, P.A.L.N.Y.; 2. Dorothy Raiford, Tuskegee Institute; 3. Elaine Strube, Chicago C.Y.O.; 4. Valencia Bejian, German American A.C. First Semi-Final, 7.0s.—1. Mary McNabb, Tuskegee Institute; 2. Barbara Hardy, P.A.L.N.Y.; 3. Margaret Davis, Tuskegee Institute. Second Semi-Final, 7.0s.—1. Catherine Hardy, Ft. Valley State College, Ga.; 2. Barbara Jones, Chicago C.Y.O.; 3. Edith Moten, Tuskegee Institute. Third Semi-Final, 7.2s.—1. Sarah Pointer, P.A.L.N.Y.; 2. Marcella Connor, P.A.L.N.Y.; 3. Betty McDonald, Red Diamond A.C. Fourth Semi-Final, 7.2s.—1. Cynthia Thompson, Tennessee A. & I. State Univ.; 2. Betty Lawrence, Unatt., Los Angeles; 3. Delores Quary, Tuskegee Institute; 4. June Hevey, Unatt., Venice, Cal.; 5. Eleanor White, P.A.L.N.Y. First Heat, 13.0s.—1. Catherine Hardy, Ft. Valley State College, Ga.; 2. Barbara Pugh, Tuskegee Institute; 3. Barbara Husband, P.A.L.N.Y.; 4. Edith Moten, O'Halloren Playground, Chicago. Second Heat, 12.9s.—1. Dolores Dwyer, Tuskegee Institute; 2. Margaret Davis, Tuskegee Institute; 3. Audrey Patterson, Unatt., New Orleans; 4. Madeline Layne, Tuskegee Institute; 5. Bobby Richardson, O'Halloren Playground, Chicago. Third Heat, 12.9s.—1. Janet Moreau, Red Diamond A.C.; 2. Nell Jackson, Tuskegee Institute; 3. Rebecca Ayers, Chicago C.Y.O.; 4. Grace Lovell, P.A.L.N.Y.; 5. Pat Kelly, O'Halloren Playground, Chicago. Fourth Heat, 12.9s.—1. Cynthia Robinson, P.A.L.N.Y.; 2. Betty Lawrence, Unatt., Los Angeles; 3. Marie Taylor, P.A.L.N.Y.; 4. Dolores Dwyer, Tuskegee Institute; 5. Margaret Matthews, Tuskegee Institute; 6. Brown, P.A.L.N.Y. Fifth Heat, 12.7s.—1. Mae Faggs, P.A.L.N.Y.; 2. Edith Martin, Tuskegee Institute; 3. Barbara Hardy, Red Diamond A.C.; 4. Louise Mead, P.A.L.N.Y.; 5. Yvonne Robinson, O'Halloren Playground, Chicago. First Semi-Final, 12.7s.—1. Cynthia Robinson, P.A.L.N.Y.; 2. Josephine Gilmore, Tennessee A. & I. State Univ.; 3. Josephine Gilmore, Tuskegee Institute; 4. Dolores Dwyer, German American A.C. Second Semi-Final, 12.7s.—1. Betty Lawrence, Unatt., Los Angeles; 2. Catherine Hardy, Ft. Valley State College, Ga.; 3. Nell Jackson, Tuskegee Institute. Third Semi-Final, 12.7s.—1. Mae Faggs, P.A.L.N.Y.; 2. Cynthia Robinson, P.A.L.N.Y.; 3. Betty Lawrence, Unatt., Los Angeles; 4. Dolores Dwyer, German American A.C. Fourth Semi-Final, 12.7s.—1. Dolores Dwyer, German American A.C.; 2. Margaret Matthews, Tuskegee Institute; 3. Barbara Hardy, Red Diamond A.C.; 4. Louise Mead, P.A.L.N.Y.; 5. Yvonne Robinson, O'Halloren Playground, Ga.; 6. Catherine Hardy, Ft. Valley State College, Ga.; 7. Arlene Pugh, Tuskegee Institute; 8. Audrey Patterson, Unatt., New Orleans, La. Third Heat, 26.1s.—1. Janet Moreau, Red Diamond A.C.; 2. Cynthia Thompson, Tennessee A. & I. State Univ.; 3. Nell Jackson, Tuskegee Institute. Fourth Heat, 26.1s.—1. Nancy Phillips, German American A.C.; 2. Theresa Manuel, Tuskegee Institute; 3. Mildred Martin, Chicago C.Y.O.; 4. Marcella Connor, P.A.L.N.Y. Second Heat, 13.3s.—1. Lula Bell, Tuskegee Institute; 2. Essye Davenport, Tuskegee Institute; 3. Loretta Darnowski, German American A.C. Third Heat, 12.8s.—1. Constance Darnowski, German American A.C.; 2. Caroline McDermott, Unatt., Norman, Oklahoma; 3. Therese Darnowski, Tuskegee Institute; 4. Caroline Nave, Little Rhody A.C.; 5. Yvonne Robinson, P.A.L.N.Y. Fourth Heat—1. Evelyn Lawlor, Tuskegee Institute; 2. Constance Darnowski, Tuskegee Institute; 3. Anne King, P.A.L.N.Y. First Semi-Final, 12.8s.—1. Nancy Phillips, German American A.C.; 2. Evelyn Lawlor, Tuskegee Institute; 3. Lula Bell, Tuskegee Institute. Second Semi-Final, 12.8s.—1. Constance Darnowski, German American A.C.; 2. Caroline McDermott, Unatt., Norman, Oklahoma; 3. Theresa Manuel, Tuskegee Institute. Third Heat, 12.8s.—1. Nancy Phillips, German American A.C.; 2. Evelyn Lawlor, Tuskegee Institute; 3. Lula Bell, Tuskegee Institute. Fourth Heat, 12.8s.—1. Nancy Phillips, German American A.C.; 2. Evelyn Lawlor, Tuskegee Institute; 3. Theresa Manuel, Tuskegee Institute. First Heat, 51.2s.—1. Tuskegee Institute Team "A"; 2. Police Athletic League, N. Y.; 3. Tuskegee Institute Team "C"; 4. O'Halloren Playground, Chicago. Second Heat, 50.8s.—1. Police Athletic League, N. Y.; 2. Red Diamond A.C., Boston; 3. Police Athletic League N. Y.; 4. Tuskegee Institute Team "B".

## Senior Finals

- 50 meter dash, 6.4s.—1. Catherine Hardy, Ft. Valley State College, Ga.; 2. Barbara Jones, Chicago C.Y.O.; 3. Sarah Pointer, P.A.L.N.Y. (No fifth or sixth places.) Equals American Record.
- 100 meter dash, 12.3s.—1. Catherine Hardy, Ft. Valley State College, Ga.; 2. Mae Faggs, P.A.L.N.Y.; 3. Cynthia Robinson, P.A.L.N.Y.; 4. Cynthia Thompson, Tennessee A. & I. Univ.; 5. Betty Lawrence, Unatt., Los Angeles; 6. Josephine Gilmore, Tuskegee Institute.
- 200 meter dash, 25.5s.—1. Catherine Hardy, Ft. Valley State College, Ga.; 2. Mae Faggs, P.A.L.N.Y.; 3. Janet Moreau, Red Diamond A.C., Boston; 4. Cynthia Thompson, Tennessee A. & I. State Univ.; 5. Mary McNabb, Tuskegee Institute; 6. Dolores Dwyer, German American A.C.
- 80 meter hurdles, 12.1s.—1. Constance Darnowski, German American A.C.; 2. Nancy Phillips, German American A.C.; 3. Theresa Manuel, Tuskegee Institute; 4. Caroline McDermott, Unatt., Norman, Oklahoma; 5. Evelyn Lawlor, Tuskegee Institute; 6. Lula Bell, Tuskegee Institute.
- 280 meter shuttle hurdle relay, 41.6s.—1. Tuskegee Institute Team "A"; 2. Robbie Hendrix, Evelyn Lawlor, Theresa Manuel; 3. German American A.C. (Constance Darnowski, Loretta Blaul, Dolores Dwyer, Nancy Phillips); 4. Police Athletic League of New York (Jessie McDaniels, Anne King, Mary Dunn, Marcela Connor); 5. Equitable Life Assurance; 6. New York Athletic Club (Mary Brown, Mary Jones, Connie Painter, Lenore Leiser); 7. Little Rhody Providence, R. I.
- 400 meter relay, 52.5s.—1. Police Athletic League, New York Team "A"; 2. Barbara Husband, Dolores Quary, Cynthia Robinson, Mae Faggs; 3. Tuskegee Institute (Arlene Pugh, Mary McNabb, Evelyn Lawlor, Nell Jackson); 4. Police Athletic League, New York (Angela Seale, Barbara Quary, Cynthia Layne, Madeline Layne); 5. Police Athletic League, New York (Marie Connor, Jessie McDaniels, Carol Dunn, Marie Taylor); 6. Boston (Marilyn Anderson, Marilyn Connors, Betty McDonald, Jane Moreau); 7. Tuskegee Institute.
- Running Broad Jump, 18 ft. 1½ in.—1. Mabel Landry, Chicago C.Y.O.; 2. Nancy Phillips, German American A.C., 17 ft. 2¾ in.; 3. Barbara Jones, Chicago C.Y.O., and Jean Simons, Chicago C.Y.O., 16 ft. 5½ in.; 5. Loretta Blaul, German American A.C., 15 ft. 8½ in.; 6. Joan Wolski, Equitable Life A. S., 15 ft. 5¼ in.
- Baseball Throw—245 ft. 11 in.—1. Marion Brown, Unatt., Deer Park, Tenn.; 2. Amelia Wershoven, Equitable Life A. S., 237 ft. 4¾ in.; 3. Yvonne Macdonald, P.A.L.N.Y., 227 ft. 3½ in.; 4. Joan Wolski, Equitable Life A. S., 219 ft. 9 in.; 5. Joan Stauffer, Harrisburg A. A., 215 ft. 7¾ in.; 6. Marion Mumford, Libra A. A., Waterbury, Conn., 207 ft. 8 in.
- Discus Throw, 114 ft. 7½ in.—1. Janet Dicks, Harrisburg A.A.; 2. Stella Wershoven, Berkeley, Cal., 109 ft. 3¾ in.; 3. Doris Sutter, Unatt., Los Angeles, Cal., 109 ft. 2 in.; 4. Patricia Monsanto, P.A.L.N.Y., 105 ft. 8¾ in.; 5. Yvonne Macdonald, P.A.L.N.Y., 105 ft. 2 in.; 6. Amelia Bert, Little Rhody A.C.
- Javelin Throw, 126 ft. 3¾ in.—1. Marjorie Larney, Equitable Life A. S.; 2. Amelia Wershoven, Equitable Life A. S., 125 ft. 10¼ in.; 3. Janet Dicks, Harrisburg A.A., and Theresa Manuel, Tuskegee Institute, 110 ft. 3¾ in.; 5. Carolyn Nave, Little Rhody A.C., 109 ft. 11½ in.; 6. Mary Brubaker, Harrisburg A.A., 105 ft. 1 in.
- 8 lb. Shot Putt, 37 ft. 9 in.—Tie between Amelia Bert, Little Rhody A.C., and Janet Dicks, Harrisburg A.A.; 3. Carolyn Nave, Little Rhody A.C., 36 ft. 9¾ in.; 4. Doris Sutter, Unatt., Los Angeles, 36 ft. 9¾ in.; 5. Barbara Jones, P.A.L.N.Y., 35 ft. 7 in.; 6. Joan Stauffer, Harrisburg A.A., 34 ft. 6¾ in.
- Running High Jump, 4 ft. 11½ in.—1. Marion Boos, P.A.L.N.Y.; 2. Tie between Lula Bell, Tuskegee Institute and Loita Mauer, Unatt., Altadena, Cal., 10¾ in.; 4. Tie between Ora Lee Allen, Chicago C.Y.O. and Nancy Phillips, German American A.C., 4 ft. 9 in.; 6. Ella Spears, Tuskegee Institute, 4 ft. 8 in.

## Individual High Scores

Catherine Hardy, Ft. Valley State College, Ga., 30; Janet Dicks, Harrisburg A.A., 24; Nancy Phillips, German American A.C., 18; Mae Faggs, Police Athletic League, N. Y., 16.

## Team Scoring

Police Athletic League of New York, 72; Tuskegee Institute, Tuskegee, Ala., 44; German American A.C., New York, 40; Equitable Life Assurance Society of New York, 35; Chicago C.Y.O., Chicago, Illinois, 32; Port Valley State College, Georgia, 30; Harrisburg Athletic Association, Harrisburg, Pa., 28; Little Rhody A.C., Providence, Rhode Island, 20; Red Diamond A.C., Boston, Mass., 8; Tennessee A. & I. State University, 8; Libra Athletic Association, Waterbury, Conn., 1; Unattached, 46.

## W.A.A. JUNIOR WOMEN'S TRACK AND FIELD CHAMPIONSHIPS

Held at Waterbury, Conn., June 28, 1952

- 100 meter dash, 6.5s.—1. Janet Moreau, Red Diamond A.C.; 2. Josephine Matthews, Tuskegee Inst.; 3. Cynthia Lane, P.A.L.N.Y.; 4. Dorothy Killierlane, Equitable Life. Second Heat, 6.5s.—1. Barbara Jones, Chicago C.Y.O.; 2. Marcela Connor, P.A.L.N.Y.; 3. Barbara Jones, Red Diamond A.C., Boston; 4. Josephine Gilmore, Tuskegee Inst.; 5. Valencia Bejian, Little Rhody A. C. Third Heat, 6.8s.—1. Dorothy Killierlane, Equitable Life; 2. Margaret Davis, Tuskegee Inst.; 3. Harriet Dunn, Chicago C.Y.O. Fourth Heat, 7.1s.—1. Barbara Husband, P.A.L.N.Y.; 2. Dorothy Killierlane, Equitable Life; 3. Frances G. Newbern, Tenn. A. & I. St. Univ.; 4. Sarah Pointer, P.A.L.N.Y.; 5. Judy Anderson, Red Diamond A.C. Second Heat, 6.7s.—1. Moreau; 2. Pugh; 3. Newbern; 4. Layne. Second Heat, 6.7s.—1. Jones; 2. Husband; 3. Moten; 4. Connor; 5. Davis.
- 200 meter dash, 12.8s.—1. Evelyn Lawlor, Tuskegee Inst.; 2. Mary Matthews, Tuskegee Inst.; 3. June Heney, Venice, Calif.; 4. Betty Killierlane, O'Hallaren Playground, Chicago; 5. Dorothy Killierlane, Equitable Life. Second Heat, 12.5s.—1. Barbara Jones, C.Y.O., Chicago; 2. Betty Killierlane, Equitable Life; 3. Doris Sutter, Los Angeles; 4. Barbara Jones, Chicago C.Y.O.; 5. Helen Lucey, German American A.C. Third Heat, 12.8s.—1. Josephine Gilmore, Tuskegee Inst.; 2. Lenore Leiser, Equitable Life; 3. Betty Killierlane, German American A.C.; 4. Yvonne Kozan, O'Hallaren Playground, Chicago. Fourth Heat, 12.3s.—1. Janet Moreau, Red Diamond A.C.; 2. Evelyn Pugh, Tuskegee; 3. Dorothy Raiford, Chicago; 4. Jean Kelly, Pat Kelly, O'Hallaren Playground, Chicago. Fifth Heat, 12.8s.—1. Barbara Jones, P.A.L.N.Y.; 2. Edith Moten, Tuskegee; 3. Nancy Phillips, German American A.C.; 4. Elaine Strube, Chicago C.Y.O.; 5. Dorothy Killierlane, O'Hallaren Playground, Chicago. First Semi-Final, 12.8s.—1. Jones; 2. Gilmore; 3. Leiser; 4. Lawlor; 5. Matthews. Second Heat, 12.8s.—1. Moreau; 2. Quary; 3. Moten; 4. Pugh; 5. Davis.
- 400 meter dash, 26.0s.—1. Josephine Gilmore, Tuskegee Inst.; 2. Betty Killierlane, Chicago C.Y.O.; 3. Betty McDonald, Red Diamond A. C.; 4. Sarah Pointer, P.A.L.N.Y. Second Heat, 26.3s.—1. Betty Lawrence, Los Angeles; 2. Margaret Davis, Tuskegee Inst.; 3. Constance Darnowski, German American A. C.; 4. Virginia Noga, Polish Falcons, Jackson, Mich. Third Heat, 26.3s.—1. Caroline McDermott, Norman, Okla.; 2. Amelia Wershoven, Equitable Life; 3. Mamie Brown, Tuskegee; 4. Robbie Hendrix, Tuskegee Inst. Second Heat, 12.7s.—1. Essye Davenport, Tuskegee Inst.; 2. Joan Wolski, Equitable Life; 3. Loretta Blaul, German American A.C.; 4. Carolyn Nave, Little Rhody A.C., Providence; 5. Ora L. Allen, Little Rhody A.C. Third Heat, 12.6s.—1. Lula Bell, Tuskegee Inst.; 2. Caroline McDermott, Venice, Calif.; 3. Marcelle Lieberman, Houston, Texas; 4. Betty Killierlane, German American A.C.; 5. Betty Spilott, Chicago C.Y.O.
- 800 meter dash, 51.8s.—1. Tuskegee Inst.; 2. Chicago C.Y.O.; 3. O'Hallaren Playground, Chicago. Second Heat, 50.4s.—1. Red Diamond A.C.; 2. P.A.L., Team A; 3. P.A.L., Team B.

## Finals

- 100 meter dash, 6.5s.—1. Barbara Jones, Chicago C.Y.O.; 2. Janet Moreau, Red Diamond A.C., Boston; 3. Barbara Husband, P.A.L.N.Y.; 4. Edith Moten, Little Rhody A.C.; 5. Evelyn Lawlor, Tuskegee; 6. Frances G. Newbern, Tennessee State Univ., Nashville.
- 200 meter dash, 12.8s.—(New Junior National Record)—1. Janet Moreau, Red Diamond A.C., Boston; 2. Barbara Jones, Chicago C.Y.O.; 3. Edith Moten, Little Rhody A.C.; 4. Josephine Gilmore, Tuskegee; 5. Lenore Leiser, Equitable Life; 6. Essye Davenport, Tuskegee (withdrew.)
- 400 meter dash, 26.3s.—1. Betty Lawrence, Los Angeles; 2. Josephine Gilmore, Los Angeles; 3. Rebecca Ayars, Chicago C.Y.O.; 4. Constance Darnowski, German American A.C.; 5. Betty McDonald, Red Diamond A.C., Boston; 6. Dorothy Killierlane, Equitable Life, Tuskegee.
- 800 meter dash, 51.7s.—1. Caroline McDermott, Norman, Okla.; 2. Lula Bell, Little Rhody A.C.; 3. Caroline Squires, Tustin, Calif.; 4. Joan Wolski, Equitable Life; 5. Amelia Wershoven, Equitable Life. (Essye Davenport, Tuskegee, withdrew.)
- 1600 meter dash, 50.4s.—1. Red Diamond A.C. (Janet Moreau, Judy Anderson, Barbara Husband, Betty McDonald); 2. P.A.L. Team A (M. Conner, J. Anderson, Mary Dunn, L. Mead); 3. Tuskegee (R. Hendrix, L. Bell, M. Matthews, Edith Moten); 4. Chicago C.Y.O.; 5. P.A.L. Team B; 6. O'Hallaren Playground, Chicago.

280 meter shuttle hurdle relay, 43.0s.—1. Equitable Life (Joan Wolski, Painter, Lenore Leiser, Amelia Warshoven); 2. Tuskegee (M. Matthew Moten, D. Raiford, R. Hendrix); 3. Little Rhody A.C., Providence (N. C. Nave, M. Dubel, B. Ricard).

Baseball Throw, 255 ft. 9 in. (New Junior National Record)—1. Marion H. Deer Park, Tex.; 2. Joan Stouffer, Harrisburg A.A., 239 ft. 7 in.; 3. B. Queary, P.A.L.N.Y., 224 ft. 5 in.; 4. Lula Bell, Tuskegee, 224 ft. 1 in.; 5. Jean Wolski, Equitable Life, 220 ft. 7 in.; 6. Marion Murphy, Libra Waterbury, 213 ft. 8 in.

Running High Jump, 4 ft. 7 in.—1. Tie between Carol Dunn, P.A.L.N.Y. Ora L. Allen, Chicago C.Y.O.; 3. tie between Ella Spears, Tuskegee Elaine Strube, Chicago C.Y.O., 4 ft. 5 in.; 5. Mary Jones, Equitable 4 ft. 3 in.; 6. tie between Connie Painter, Equitable Life, Bobbie Richard O'Hallaren Playground, Dorothy Tyrell, Watchung Lake S. C., N. Y., Elizabeth Maljanian, Little Rhody A.C.

8 Lb. Short Putt, 36 ft. 3/8 in.—1. Nancy Reid, Little Rhody A.C.; 2. D. Thompson, Chicago C.Y.O., 35 ft. 6 1/2 in.; 3. Joan Stauffer, Harrisburg 35 ft. 1 in.; 4. Stefa Juodvalkis, Cleveland Lithuanian S.C., 35 ft. 1/2 in.; 5. Barbara Ford, P.A.L.N.Y., 34 ft. 3/4 in.; 6. Marjorie Larney, Equitable Life, 33 ft. 6 5/8 in.

Discus Throw, 105 ft. 10 1/2 in.—1. Pauline Ruppelt, Phila. Turners; 2. Marjorie Larney, Equitable Life, 100 ft. 3 5/8 in.; 3. Paula Deubel, Little Rhody 98 ft. 1 in.; 4. Yvonne Macon, P.A.L.N.Y., 97 ft. 1 in.; 5. Nancy Little Rhody A.C., 92 ft. 7 in.; 6. Florence Gordon, Tuskegee, 92 ft. 6 in.

Running Broad Jump, 18 ft. 1 7/8 in.—1. Barbara Jones, Chicago C.Y.O.; 2. Wolski, Equitable Life, 16 ft. 8 1/4 in.; 3. Francis Newbern, Tenn. A. State Univ., 16 ft. 5 1/2 in.; Jean Simons, Chicago C.Y.O., 16 ft. 4 in.; Mildred Martin, Chicago C.Y.O., 15 ft. 7 3/4 in.; 6. Amelia Wershel, Equitable Life, 15 ft. 7 1/2 in.

Javelin Throw, 127 ft. 7 1/2 in.—1. Marjorie Larney, Equitable Life, 127 ft. 7 in.; 2. Rose Bory, Equitable Life, 111 ft. 2 in.; 3. Marion Brown, Deer Park, Texas, 107 ft. 6 1/2 in.; 4. Mary Brubacher, Harrisburg A. A., 105 ft. 1 in.; 5. Lenore Leiser, Equitable Life, 89 ft. 10 in.; 6. Paula Duebel, Little Rhody A. C., 88 ft. 11 1/2 in.

**Individual High Scores**

Barbara Jones, Chicago C.Y.O.....	28
Marjorie Larney, Equitable Life.....	18
Janet Moreau, Red Diamond A. C.....	18
Marion Brown, Deer Park.....	18
Joan Stouffer, Harrisburg A. A.....	18

**Team Scoring**

Chicago C.Y.O. ....	62
Equitable Life, N. Y.....	60 1/2
Tuskegee Inst., Ala.....	57
P.A.L., N. Y.....	37

## SENIOR NATIONAL WOMEN'S PENTATHLON CHAMPIONSHIPS

Held at Houston, Texas, October 5, 1952

Contestant	Broad Jump		Javelin		60 Meter Run		Discus		200 Meters		Total
	Dist.	Pts.	Dist.	Pts.	Time	Pts.	Dist.	Pts.	Time	Pts.	
Stella Walsh, Dreyer A. C..	17' 6½"	408	95' 3"	246	7.8	507	100' 11¾"	459	24.9	563	2183
Jo Culver, Tomball.....	16' 4¼"	341	72'	149	8.1	414	79' 7½"	303	27.3	381	1588
Helen Hale, Houston.....	14' 9¾"	251	96' 7"	252	8.2	386	88' 5"	365	28.1	331	1585
Wanda Cox, Houston .....	15' 10"	<b>310</b>	81' 4¾"	187	8.3	359	77' 3"	287	27.8	349	1492
Ellen Rogers, Deer Park...	15' 10"	319	79' 10½"	181	8.2	386	65' 1¼"	207	29.0	280	1364
Bobbie J. Shiftlet, Tomball.	14' 9½"	249	51' 1½"	67	8.9	218	77' 5¾"	289	30.0	230	1237
Marion Brown, Deer Park.	14' 7"	238	99' 2¾"	264	8.7	261	52' 8½"	131	29.3	264	972
Beverly Scroggins, Tomball.	13' 8"	187	42' 2"	34	9.1	179	57' 3"	158	31.3	171	880
Shirley Stewart, Deer Park	13' 9"	192	66' 10"	123	9.0	198	62' 7"	191	30.7	197	755
Betty Clements, Tomball..	13' 9"	192	51' ¼"	65	8.9	218	55' 10"	150	32.6	120	746
Selma Broughton, Deer Pk.	12' 6½"	129	48' 1¼"	56	9.7	76	56' 5"	153	33.7	81	495

# DISTRICT A.A.U. CHAMPIONS

Events	Adirondack	Central	Dist. of Columbia	Georgia
100 Yards	Hudson 10.1	Caffey 9.7	Lancaster 9.8	Creel 10.0
220 Yards	Hudson 23.5	Caffey 21.9	Lancaster 21.7	Creel 21.5
440 Yards	Sowell 50.8	Farrell 50.2	Penzer 50.6	Johnson 49.8
880 Yards	Green 2:04.5	McNutt 2:00.2	Joyce 1:55.5	Albertson 1:57.5
1 Mile	Kuzma 4:38.3	Mack 4:23.1	LaPierre 4:14.8	Albertson 4:16.7
3 Miles		Coleman 14:58.3	(2 mile) Cappozoli 9:27.8	(2 mile) Ray 9:57.2
6 Miles (5 miles)	Sallade 30:02.6			
2 Mile Walk (1 Mile)	Sidun 7:29.6	Yale 17:48.2		
2 Mile Steeplechase				
120 Hurdles	Monahan 14.6	Stevens 14.6	Cohen 14.7	Fickling 14.9
220 Hurdles	Monahan 23.5	Stevens 24.9	Cohen 25.1	Bullard 24.6
440 Hurdles		Stapeley 57.2		Aparcie 55.6
High Jump	Smith 6 ft. 3/8 in.	Richardson and Boyd 6 ft. 3 7/8 in.	Lentz 6 ft. 3/4 in.	Atkins, Neff and Barron 6 ft. 1 3/8 in.
Broad Jump	Hudson 22 ft.	Calkins 22 ft. 5 5/8 in.	Lancaster 22 ft. 9 3/4 in.	Fowlkes 23 ft. 10 in.
Pole Vault	Patterson 11 ft. 6 in.	Erickson 12 ft. 6 in.	Butler 12 ft. 3 in.	Poucher 13 ft. 2 7/8 in.
Hop, Step, Jump		Knight 44 ft. 6 1/2 in.		
Shot Put	Arthurs 48 ft. 2 3/4 in.	Weeks 48 ft. 4 1/2 in.	Unterkofer 45 ft. 9 in.	Berman 51 ft. 1 in.
Discus Throw	Arthurs	Fuchs	Brown	Dillon
100 Yards				
220 Yards				
440 Yards				
880 Yards	Frederick 1:57.5	Seiffert 2:06.8	Winterman 2:59.5	Peerson 1:54.3
1 Mile	(1500 m.) De Rouen 4:29.1	Hart 4:27.2	Lambert 4:28.8	H. Ashenfelter 4:14.8
3 Miles	(5000 m.) Rundell 15:38.4	(2 m.) Hart 10:20	(2 m.) Zellers 9:42.1	Wilt 14:50.5
6 Miles				Stone 30:46.2
2 Mile Walk				Laskau 14:06.7
2 Mile Steeplechase				W. Ashenfelter 14:06.4
120 Hurdles	Dollahite 15.3	Bithell 14.9	Weaver 15.4	Curran 15.0
220 Hurdles	Ragsdale 23.8	Yates 23.9	Weaver 25.1	Dwyer 24.0
440 Hurdles	Hill 59.8			Moore 52.0
High Jump	Davis 6 ft. 7 7/8 in.		Smith 6 ft. 1/4 in.	Webb and Gaffney 6 ft. 3/2 in.
Broad Jump	Ragsdale 22 ft. 8 in.	Taylor 22 ft. 4 1/2 in.	Le Master 22 ft. 1 1/2 in.	Moore 23 ft. 8 in.
Pole Vault	Marks 13 ft. 1 1/2 in.	Jackson 13 ft. 7 7/8 in.	Pauley 13 ft. 1/4 in.	Lynn and Vinci 13 ft. 3 in.
Hop, Step, Jump	Womack 44 ft. 6 in.			Castro 44 ft. 3/4 in.
Shot Put	Hooper 53 ft. 5 in.	Smith 46 ft. 11 1/2 in.	Springer 44 ft. 9 in.	Fuchs 56 ft. 11 7/8 in.
Discus Throw	Hooper 150 ft. 5 in.	Weight 136 ft. 7 in.	Springer 44 ft. 9 in.	Fuchs 160 ft. 4 1/2 in.
Javelin Throw	Dalferes 195 ft. 3 in.	Roylance 224 ft. 5 in.	Huntsman (Not given.)	Covino 192 ft. 6 1/2 in.
Hammer Throw				Felton 181 ft. 10 1/2 in.
56-Lb. Weight Throw				Berst 37 ft. 3 7/8 in.

## DISTRICT A.A.U. CHAMPIONS

Events	Michigan	Missouri Valley	Niagara	New England
100 Yards	Coleman 9.9s.	Baker 9.7s.	W. Schweitzer 10.5s.	Twitchell 9.7
220 Yards	Roland 22.0s.	Baker 20.6s.	Fitzgerald 23.8s.	Twitchell 21.4
440 Yards	McConner 50.1s.	Smith 49.7s.	Ritchie 49.6s.	O'Leary 49.4
880 Yards	Jarrett 1:54.5s.	Dalzell 1:54.1s.	Ritchie 2:00.4s.	Daniel 1:55.8
1 Mile	Kepford 4:19.5s.	Santee 4:09.3s.	Osterhout 4:38.7s.	Oilen 4:23.4
3 Miles (2)		Fox (2M) 9:31.8s.	Osterhout 10:01.5 (2 m)	Kelly 14:45.4
6 Miles	Lynch (10,000 m.) 31:59s.			
2 Mile Walk (1)	McGhee 15:47.4s.			
2 Mile Steeplechase				Molineaux (No time.)
120 Hurdles	Bruner 14.5s.	Bedker 14.9s.		Goldberg 14.5
220 Hurdles		Greenwood 23.8s.	Skinner 27.8s.	Goldberg 24.1
440 Hurdles	McConner 53.7s.	DeVinney (400m) 53.4s.		
High Jump	Woodward 6 ft. 2½ in.	Tumy 6 ft. 2¼ in.	Revelle 6 ft. 2¾ in.	Ehinger 6 ft. 3½ in.
Broad Jump	Bussee 23 ft. 11 in.	Wilson 23 ft. 5 in.	Pattison 21 ft. 8 in.	Mazzocca 23 ft. ¾ in.
Pole Vault	Gillespie 12 ft. 3 in.	Floyd 12 ft. 9 in.	Allen & Mahoney 11 ft.	Linne 13 ft. 6 in.
Hop, Step, Jump	Kline 46 ft. 4 in.	Smith 44 ft. ¼ in.		Mazzocca 48 ft. 8½ in.
Shot Put	Koesman 49 ft. ½ in.	Neider 49 ft. 7½ in.	Sotis 40 ft. 10¾ in.	Apkarian 48 ft. 9¼ in.
Discus Throw	Watson 133 ft. 11 in.	Brantigan 140 ft. 8 in.	Duguid 130 ft. 8½ in.	Morse 152 ft. 11½ in.
Javelin Throw	Le Brasseur 167 ft. 4¾ in.	Bitner 194 ft. 4 in.	Murphy 176 ft. 4¾ in.	Reich 192 ft. 7¾ in.
120 Hurdles				
220 Hurdles				
440 Hurdles				
880 Yards				
1 Mile				
3 Miles				
6 Miles				
2 Mile Walk		(1 m.) True 8:34.6		
2 Mile Steeplechase (3000 m.)				
120 Hurdles	Dillard 14.2	Stevens (No time.)	(110 m.) Curtis 14.3	Chambers (2nd to 14.4)
220 Hurdles	Dillard 23.0	Henderson (No time.)	(200 m.) Roberts 23.2	Cook (2nd to 24.3)
440 Hurdles			(400 m.) Williams 56.3	
High Jump	Stickel 6 ft. 2⅝ in.	Stukel and Heintzman 6 ft. 2¾ in.	Vrooman 6 ft. 5¼ in.	Barnes 6 ft. 2 in.
Broad Jump	Brisson 22 ft. 1½ in.	Thorpe 22 ft. 6¾ in.	Price 24 ft. 9¼ in.	Pickens 21 ft. ¼ in.
Pole Vault	Hillyard 13 ft. 9 in.	Buney 13 ft.	Glander 12 ft. 6 in.	Dickey 13 ft. 6 in.
Hop, Step, Jump			Price 46 ft. 3⅞ in.	
Shot Put	Kelly 44 ft. ½ in.	Jones 51 ft. 5¾ in.	Graham 46 ft. 11 in.	Eby 50 ft. 2½ in.
Discus Throw	Telich 145 ft. 10½ in.	Putman 160 ft. 11¼ in.	Jack 129 ft. 5 in.	Fulweyer 143 ft. 3⅝ in.
Javelin Throw			Kroutil 199 ft. 9 in.	Missfeldt 218 ft. 2 in.
Hammer Throw				
56-Lb. Weight Throw				

# DISTRICT A.A.U. CHAMPIONS

Events	Ozark	Pacific	Rocky Mountain	South Atlantic
100 Yards	Butler 10.4	Matson 10.0 (100 m.)	Campbell 9.9	Waters 9.6
220 Yards	Butler 22.6	Rupprecht 22.1 (200 m.)	Campbell 21.3	Griffin 21.7
440 Yards	Smith 51.9	Mason 48.4 (400 m.)	Kamrass 50.2	La Beach 50.1
880 Yards	Gregory 2:06.3	Lang 1:55.1 (800 m.)	Carlin 1:58.0	Waggoner 2:02.1
Mile	Gregory 4:46.1	Simon 3:57.9 (1500 m.)	Sackschewsky 4:28.5	Carroll 4:26.8
3 Miles (2 m.)		Reed 15:17.8 (5000 m.)	(2 m.) Sackschewsky 10:03.1	(2 m.) Pflaging 10:14.4
6 Miles		Kidder 36:17.6 (10,000 m.)		Street 37:12.1
2 Mile Walk		Stewart 7:46.6 (1500 m.)		(1 m.) Wall 7:32.4
2 Mile Steeplechase		McMullen 9:38.5 (3000 m.)		
120 Hurdles	Wheeler 15.6	Hipple 15.6 (110 m.)	Hodel 14.8	Cohen 14.7
220 Hurdles	Wheeler 25.6		Dunn 24.4	Cohen 24.2
440 Hurdles		Brooks 54.5 (400 m.)		Waggoner 60.6
High Jump	Nicholas 6 ft. 1 $\frac{5}{8}$ in.	Wyatt 6 ft. 5 in.	Jackson, Gold, Holley 6 ft. 3 in.	Lentz 6 ft. 3 in.
Broad Jump	Wheeler 21 ft. 6 in.	Soble 23 ft. 8 in.	Flowers 22 ft. 6 in.	Thompson 22 ft. 10 in.
Pole Vault	Hiob 12 ft. 3 in.	Mattos 14 ft.	Riddell 13 ft. 6 in.	Butler 12 ft. 5 $\frac{1}{2}$ in.
Hop, Step, Jump		Greenwood 45 ft. $\frac{1}{2}$ in.		Cohen 40 ft. 10 in.
Shot Put	Bangert 54 ft. $\frac{1}{4}$ in.	Hokanson 52 ft. 8 $\frac{3}{4}$ in.	Tanner 50 ft. $\frac{3}{4}$ in.	Isburgh 178 ft. 7 in.
Discus Throw	Mueller 137 ft. 10 in.	Doyle 171 ft. 6 $\frac{1}{2}$ in.	Wes. 141 ft. 9 in.	McCullough 40 ft. 8 in.
Javelin Throw	Miller 245 ft. 3 in.	Held 230 ft. 7 in.	Jones 199 ft. 5 in.	Andral 133 ft. 14 in.
400 Yards				
800 Yards				
1 Mile				
3 Miles (2 m.)	Ellsworth 11:40.4 (2 m.)	Garnes 10:25.3 (2 m.)	(2 m.) Miller 9:58.5	
6 Miles		Tyler 32:24.3 (2 m.)		
2 Mile Walk				
2 Mile Steeplechase		Phillips (3,000 m.) 9:38.1s.		
120 Hurdles	Lockhart 15.9s.	Davis (110 m.) 14.2s.	Savoldi 15.8	
220 Hurdles	Chaisson, Thornberry, Huber, Walker 24.9s.		Mapp 25.7	
440 Hurdles		Johnson (400 m.) 52.9s.		
High Jump	Horridge 5 ft. 8 in.	Wiesner 6 ft. 5 $\frac{3}{4}$ in.	Gillcrist and Curfman 6 ft. 5 in.	
Broad Jump	Horridge 21 ft. 1 $\frac{1}{2}$ in.	Brown 25 ft. 2 $\frac{1}{2}$ in.	Gillcrist 22 ft. 5 $\frac{1}{2}$ in.	
Pole Vault	Horridge 10 ft. 6 in.	Rowan & Smith 14 ft.	Long and Barry 11 ft. 6 in.	
Hop, Step, Jump	Horridge 41 ft. 10 $\frac{1}{4}$ in.	Flores 47 ft. 11 in.		
Shot Put	Bergeron 42 ft. 3 in.	Chandler 53 ft. 5 $\frac{3}{4}$ in.	Miller 45 ft. 4 $\frac{1}{4}$ in.	
Discus Throw	Cannon 127 ft. 5 $\frac{3}{4}$ in.	Gordien 173 ft.	Gillcrist 146 ft. 1 in.	
Javelin Throw	Hawkins 168 ft. 1 in.	Young 225 ft. 9 $\frac{1}{2}$ in.	Cochran 202 ft. 2 $\frac{1}{2}$ in.	
Hammer Throw		Torgen 138 ft. 8 $\frac{1}{4}$ in.		
56-Lb. Weight Throw				

## BOSTON MARATHON WINNERS

1897	J. J. McDermott, New York	2h.55m.10s.
1898	R. J. McDonald, Cambridge	2h.42m.
1899	L. J. Brignoli, Cambridge	2h.54m.38s.
1900	J. J. Caffrey, Hamilton, Ontario	2h.39m.44z-5
1901	J. J. Caffrey, Hamilton, Ontario	2h.29m.23z-5
1902	Samuel A. Mellor, Yonkers, New York	2h.43m.
1903	J. C. Lorden, Cambridge, Massachusetts	2h.41m.294-5
1904	Michael Spring, New York	2h.39m.04z-5
1905	Fred Lorz, Mohawk A.C., Yonkers, New York	2h.38m.25z-4
1906	Timothy Ford, Hampshire A.A.	2h.45m.45s.
1907	Thomas Longboat, West End YMCA, Toronto, Canada	2h.24m.24s.
1908	Thomas P. Morrissey, Yonkers, New York	2h.25m.43z-5
1909	Henri Renaud, Nashua, New Hampshire	2h.53m.364-4
1910	Fred L. Cameron, Amherst, Nova Scotia	2h.28m.52z-4
1911	Clarence H. DeMar, N. D. A. A.	2h.21m.39z-5
1912	Michael J. Ryan, I. A. A. C.	2h.21m.18z-5
1913	Fritz Carlson, Minneapolis, Minnesota	2h.25m.144-4
1914	James Duffy, Hamilton, Ontario	2h.25m.01z-5
1915	Edouard Fabre, Richmond A.C., Montreal, Canada	2h.31m.41z-5
1916	Arthur V. Roth, Dorchester Club	2h.27m.16z-5
1917	William K. Kennedy, Morningside A.C., New York	2h.28m.37z-5
1919	Carl W. A. Linder, Hurja A.C., Quincy, Massachusetts	2h.29m.13z-5
1920	Peter Trivoulides, New York	2h.29m.31z-5
1921	Frank Zuna, Paulist A.C., New York	2h.18m.57z-4
1922	Clarence H. DeMar, Dorchester Club	2h.18m.10s.
1923	Clarence H. DeMar, Melrose Post, No. 90, American Legion	2h.23m.47z-5
1924	Clarence H. DeMar, Melrose Post, No. 90, American Legion	2h.29m.40z-5
1925	Charles L. Mellor, Illinois A.C., Chicago	2h.33m.00z-5
1926	John C. Miles, Sydney Mines, Nova Scotia	2h.25m.40z-5
1927	Clarence H. DeMar, Melrose Post, No. 90, American Legion	2h.40m.22z-5
1928	Clarence H. DeMar, Melrose Post, No. 90, American Legion	2h.37m.07z-5
1929	John C. Miles, Olympic Club, Hamilton, Ontario	2h.33m.084-5
1930	Clarence H. DeMar, Melrose Post, No. 90, American Legion	2h.34m.48z-5
1931	James P. Henigan, Medford, Massachusetts	2h.46m.454-4
1932	Paul De Bruyn, German-American A.C., New York	2h.33m.36z-5
1933	Leslie Pawson, Pawtucket, Rhode Island	2h.31m.01z-5
1934	Dave Komonen, Frood Mines A.A., Sudbury, Ontario	2h.32m.534-4
1935	John A. Kelley, Arlington, Massachusetts	2h.32m.07z-5
1936	Ellison M. Brown, Alton, Rhode Island	2h.33m.404-4
1937	Walter Young, Verdun, Canada	2h.33m.20s.
1938	Leslie Pawson, Pawtucket, Rhode Island	2h.35m.344-4
1939	Ellison M. Brown, Westerly, Rhode Island	2h.28m.514-4
1940	Gerard Cote, St. Hyacinthe, Canada	2h.28m.26z-5
1941	Leslie Pawson, Pawtucket, Rhode Island	2h.30m.38s.
1942	Joe Smith, North Medford Club	2h.26m.51z-5
1943	Sgt. Gerard Cote, Canadian Army, Valleyfield, Canada	2h.28m.254-4
1944	Gerard Cote, Montreal, Canada	2h.31m.50z-4
1945	John A. Kelly, West Acton, Massachusetts	2h.30m.40z-5
1946	Stylianios Kyriakides, Athens, Greece	2h.29m.27s.
1947	Yun Bok Suh, Seoul, Korea	2h.25m.39s.
1948	Gerard Cote, St. Hyacinthe, P.Q., Canada	2h.31m.02s.
1949	K. Gosta Leandersson, Sweden	2h.31m.50.8
1950	Ham Kee Yong, Seoul, Korea	2h.32m.39s.
1951	Shigeki Tanaka, Hiroshima, Japan	2h.27m.45s.
1952	Doroteo Flores, Guatemala	2h.31m.53s.

## 1952 BOSTON A.A. MARATHON

Held at Boston, Massachusetts, April 19, 1952

1.	Doroteo Flores, Guatemala City	2h.31m.53s.
2.	Victor Drygal, New York	2h.36m.40z-5
3.	Luis H. Velasquez, Guatemala City	2h.40m.0z-5
4.	Thomas M. Jones, Collegiate I. and F.	2h.43m.2z-5
5.	Norman Tamanaha, Honolulu	2h.51m.5z-5
6.	Theodore Corbitt, Pioneer Club	2h.53m.7z-5
7.	Sevki Koru, Turkey and Pioneer Club	2h.54m.1z-5
8.	Edo A. Romagnoli, New York Police	2h.57m.0z-5
9.	Luis White, Pioneer Club	2h.58m.2z-5
10.	Arnold Briggs, Syracuse, New York	2h.58m.4z-5

## NATIONAL COLLEGIATE ATHLETIC ASSOCIATION TRACK AND FIELD

## CHAMPIONSHIPS

Held at Berkeley, California, June 13-14, 1952

1.	Tom Holliday, Northwestern	2. Art Bragg, Morgan State	3. James Illinois	4. Dean Smith, Texas	5. Lindy Remigino, Manhattan College
6.	John George, California	0:10.4.			
1.	Jim Ford, Drake	2. Jack Davis, U. S. C.	3. Thane Baker, Stanford	4. Art Bragg, Morgan State	5. Rod Richard, U. C. L. A.
6.	James U. C. L. A.	Time: 0:21.0.			
1.	John George Rhoden, Morgan State	2. Ollie Matson, U. of San Diego	3. James Lea, U. S. C.	4. Sherman Miller, Occidental	5. James W. W. Mashburn, Oklahoma
6.	Jack Carroll, Michigan				
1.	Manhattan, Rhoden and Lavery, ineligible for United States				
2.	Time: 46.3.				
1.	John Barnes, Occidental	2. Henry Cryer, Illinois	3. Tie between California and Jock Hutchins, Oregon	5. Ted Wheeler, Indiana	Time: 1:49.6. (New N. C. A. A. record, old N. C. A. A. record, 1:49.6.)
6.	Mal Whitfield, Ohio State, 1948.)				
1.	Mal Miller, Occidental	2. Joe La Pierre, Georgetown	3. Stanovay	4. Len Truex, Ohio State	5. John Ross, Michigan
6.	Stanford	7. Len Simpson, Calif. Ross ineligible for U. S. A. A. A. record, old record, 3:50.7. (N. C. A. A. record, old time, 3:53, by Archie Jones State Teachers, 1936.)			
1.	Wes Huntee, Kansas	2. Charles Cappozzoli, Georgetown	3. Oklahoma	4. Allan Fisher, Washington State	5. Bob Reed, Oklahoma
6.	John Johnson, St. John's	7. Art Garcia, U. S. C. Time: 14:58. (New N. C. A. A. record, old record, 14:58, by Don Lash of Indiana, in 1948. Lash ineligible for Olympic trials. Fisher not American citizen.)			
1.	Bob McMullen, San Jose State	2. Chuck Phillips, Michigan	3. Paul Jennings, San Jose State	4. Bill Hickman, Michigan	5. Dennis Brown
6.	Bob Broughton, Arizona State of Tempe				
1.	Jack Davis, U. S. C.	2. Bob Mathias, Stanford	3. Southern Methodist	4. Van Bruner, Michigan	5. Willard
6.	Joel McNulty, Illinois. Time: 0:14.0. (Ties N. C. A. A. record, 0:14.0, by George Scott, Arkansas, 1948.)				
1.	Bob De Vinney, Kansas	2. Lee Yoder, Arkansas	3. Bill Gaudine	4. Ed White Army	5. James Philbee, Bradley
6.	Joe Corley, Illinois. Time: 0:51.7. (N. C. A. A. record, 0:52.4, by George Walker, Illinois, 1948. Corley qualifies for interservice meet.)				
1.	Tie between Emery Barnes, Oregon, and Walt Davis, Texas	2. Fred Pratley, Utah, 6-7	4. Tie among Herm Mead, Milton Mead, Michigan, and Manuel Ronquillo		
1.	U. S. C., 173 feet 2 3/4 inches	2. Parry O'Brien, U. S. C.	3. Charles Emery, Pennsylvania, 167-4 3/4	4. Jim Dillon, Auburn	5. Roland Nilsson, Michigan, 166-2 3/4
6.	Mathias, Stanford				
1.	Edmond Koch, U. S. C., 158-3 3/4. (Koch qualifies for United States trials. Nilsson not American citizen.)				
1.	George Roseme, California, 228-8 1/4	2. Bob Allison, Navy	3. Jack Misafal, Oregon, 207-6	4. Bob Kimball, Stanford, 205-11	5. Stanford, 205-2 3/4
6.	Sam Adams, Calif., 203-1 1/4. (N. C. A. A. record, 206-2 3/4, by Alton Terry, Hardin-Simmons, 1936.)				
1.	George Brown, U. C. L. A., 25-11 1/4	2. Buss Taylor, Princeton	3. Gaudine, Cornell, 24-9 3/4	4. Neville Price, Oklahoma	5. Flores, U. S. C., 24-2 1/4
6.	Lance Thompson, Morgan State, 23-11. (Thompson ineligible for United States trials.)				
1.	George Shaw, Columbia, 49 feet 1 1/4 inches	2. Frank	3. Charley Johnson, L. S. U., 48-3 3/4	4. Clint	5. Jim Webb, La Salle, 47-1 1/2
6.	6. Mathias, Stanford, 46-11 1/4. (N. C. A. A. record, old mark, 48-5 1/4, by Northwest Missouri Teachers, 1936.)				
1.	Tie among Dick Coleman, Illinois; Dave Martindale, Idaho; and John Jones State; Gordon Riddle, Colorado A. & M., and Lyle				
1.	13 feet 9 inches	6. Tie among Dave Seed, California, and Len Ehlers, U. C. L. A., and Fred Barner, Fresno State,			



Hammer throw—1. Gil Borjeson, Brown, 176 ft. 4¾ in.; 2. Martin Engel, N.Y., 175-9¾; 3. Paul Chabourne, Yale, 173-11¾; 4. Clifford Blair, Boston U., 172-10; 5. Steve Dillon, Manhattan College, 158-3; 6. Robert Curran, Harvard, 155-11½. (N. C. A. A. record.)

Shot put—1. Parry O'Brien, U. S. C., 57 ft. ½ in.; 2. Darrow Hooper, Tufts A. & M., 54-2¼; 3. Roland Nilssen, Michigan, 53-3¾; 4. Howard Heister, Stanford, 52-10¾; 5. Charles Hokanson, Stanford, 51-11¾; 6. Robert Curran, Michigan State, 50-11¾; 7. Bob Mathias, Stanford, 49-9¾. Nilssen, an American citizen, ineligible for United States Olympic. (N. C. A. A. record, Old record, 56-11¾, by Jim Fuchs, Yale, 1950.)

#### Team Scores

Southern California, 66 7/12; San Jose State, 24½; U. C. L. A., 24½; Stanford, 24; Occidental, 24; Morgan State, 23; Illinois, 22; Michigan, 21½; Kansas, 20; Oregon, 20; California, 17½; Texas A. & M., 17; Georgetown, 16; Brown, 12; Drake, 12; Oklahoma, 11; Wisconsin, 10; Northwestern, 10; Columbia, 10; Arkansas, 8; Washington State, 8; U. S. F., 8; Princeton, 8; Navy, 8; N. Y. U., 8; Loyola (Chicago), 8; Yale, 7; San Diego State, 6; Villanova, 6; Southern Methodist, 6; Louisiana State, 6; Pennsylvania, 6; Utah, 6; Idaho, 6; Oregon State, 6; Colorado A. & M., 6; Pepperdine, 6; Kansas State, 6; Wooster, 4; Boston U., 4; Ohio State, 4; Texas A. & M., 4; Army, 4; Manhattan, 4; Iowa, 2; La Salle, 2; Bradley, 2; Harvard, 1; Michigan State, 1; Arizona State, 1; St. John's, 1; Fresno State, ¾.

### 76th ANNUAL I.C.A.A.A. OUTDOOR CHAMPIONSHIPS

Held at Triborough Stadium, New York, N. Y., May 30-31, 1952

- 100 yard dash—9.9s.—1. John George, California; 2. Joseph Schatzle, Manhattan; 3. Lindy Remigino; 4. John O'Connell, Manhattan; 5. Robert Carl, Manhattan.
- 220 yard dash—21.9s.—1. Lindy Remigino, Manhattan; 2. Joseph Schatzle, Manhattan; 3. Dick Maiocco, New York University; 4. Joe Walker, LaSalle; 5. John George, California.
- 440 yard run—47.9s.—1. Dick Maiocco, New York University; 2. Lou Jones, Manhattan; 3. Vernon Dixon, Manhattan; 4. William Branson, Navy; 5. James Lingel, Cornell.
- 880 yard run—1:54.3s.—1. Lonnie Spurrier, California; 2. Carl Joyce, Georgetown; 3. Raymond Wheeler, Villanova; 4. Frank Turner, Seton Hall; 5. Paul Raudenbush, Pennsylvania.
- One Mile Run—4:12.4s.—1. Joseph Lapierre, Georgetown; 2. Walter Molino, Brown; 3. Richard Shea, Army; 4. Fred Dwyer, Villanova; 5. Pat Duff, Manhattan.
- Two Mile Run—9:17.1s.—1. Charles Capozzoli, Georgetown; 2. Raymond Osterhout, Syracuse; 3. John Johnson, St. John's; 4. John Kelly, Boston University; 5. Bernard Luterancik, Pittsburgh.
- 120 High Hurdles—14.5s.—1. Peter McCreary, Dartmouth; 2. Laurence Johnson, Army; 3. Meredith Gourdine, Cornell; 4. Wallace Monahan, Pittsburgh; 5. Joel Shankle, Duke.
- 220 yard hurdles—23.7s.—1. Laurence Johnson, Army; 2. Meredith Gourdine, Cornell; 3. William Purdue, Army; 4. Jack Goldberg, Tufts; 5. Joel Shankle, Duke.
- One Mile Relay—3:15.9s.—1. Manhattan (Wallace Pina, Ronald Ferraro, Lou Jones, Vernon Dixon); 2. Fordham; 3. Columbia; 4. Army; 5. Kings Point.
- Hammer Throw—180ft. 1¾ in.—1. Gilbert Borjeson, Brown; 2. Clifford Blair, Boston University, 178ft. 9¼ in.; 3. Steve Dillon, Manhattan, 173ft. 7¾ in.; 4. Edward Ross, Yale, 170ft. 11¾ in.; 5. Irving Black, Boston U., 168ft. 3¾ in.
- Discus Throw—154ft. 9¾ in.—1. John Ellis, Lafayette; 2. Cummin Clancy, Villanova, 151ft. 4 in.; 3. Philip Swett, Yale, 148ft. 6½ in.; 4. James Low, Boston College, 147ft. 6¼ in.; 5. Sam Adams, California, 143ft. 10¾ in.

Shot Put—1. Arthur Gardiner, Cornell; 2. Dom Piteo, Manhattan, 57ft. 11¾ in.; 3. John McCallum, Pennsylvania, 48ft. 9¾ in.; 4. KazerApkarian, Brown, 48ft. 6¼ in.; 5. Gilbert Borjeson, Brown, 48ft. 4¼ in.

Shot Put—234ft. 2¼ in., (new record; former record 223ft. 1¼ in., by George Starnes, Southern California, 1939); 2. Sam Adams, California, 228ft. 11¾ in.; 3. Alan Reich, Dartmouth, 200ft. 9¼ in.; 4. Joseph Gilbert, Cornell, 198ft. 9 in.; 5. Joseph Martin, Syracuse, 194ft. 9¾ in.

Shot Put—240 ft. 3 in.—1. Morgan Taylor, Princeton; 2. Meredith Gourdine, Cornell, 234ft. 11 in.; 3. George Shaw, Columbia, 23ft. 11 in.; 4. John Patellos, Cornell, 228ft. 7¾ in.; 5. Salvatore Mazzocca, Northeastern, 22ft. 5¾ in.

Shot Put—240 ft. 3 in.—1. James Webb, LaSalle; 2. Tie among Charles Fields, Frank Gaffney, Manhattan and George Hipple, Yale, 6ft. 4½ in.; 3. Tie between Nelson Ehringer, Dartmouth and James Herb, Penn State, 6ft. 4½ in.

Shot Put—240 ft. 3 in.—1. Tie between Van Zimmerman, Pennsylvania, and Robert Hipple, Seton Hall; 2. Tie among Warren Eisenhart, Army; Robert Mello, Seton Hall; Vincent Vinci and Anthony Pavone, Seton Hall; and Joseph Perini, Seton Hall, 6ft. 4 in.

Shot Put—240 ft. 3 in.—1. Army, 19 2/5; Cornell, 17; California, 16; Georgetown, 10; Villanova, 9; Dartmouth, 8½; Penn, 8½; New York University, 8; Yale, 8; Boston University, 7; LaSalle, 7; Navy, 7; Rhode Island, 6; Columbia, 6; Princeton, 5; Pittsburgh, 5; Syracuse, 5; Lafayette, 4; Fordham, 4; C.C.N.Y., 3; St. John's, 3; Duke, 2; 1. Tufts, 1; Boston College, 2; Harvard, 1 1/5; Kings Point, 1; Penn State, 1/2.

### 1952 I.C.A.A.A. CROSS-COUNTRY CHAMPIONSHIP

Held at Van Cortlandt Park, New York, N. Y., November 17, 1952

(Five-Mile Course)

1. Joseph Schatzle, Georgetown, 24:30.1s.; 2. Raymond L. Osterhout, Syracuse, 24:56s.; 3. James R. Kepford, Michigan State, 24:56s.; 4. John Barry, Michigan State, 25:00s.; 5. Fred Dwyer, Villanova, 25:12s.; 6. Robert A. Hollen, Michigan State, 25:19s.; 7. Lyle E. Garbe, Michigan State, 25:19s.; 8. John P. Dwyer, Michigan State, 25:22s.; 9. Wayne E. Scutt, Michigan State, 25:25s.; 10. Joseph Schatzle, Georgetown, 25:27s.

Michigan State, 46; Army, 93; Syracuse, 98; Penn State, 109; Villanova, 117.

### 1952 N.C.A.A.A. CROSS-COUNTRY CHAMPIONSHIP

Held at East Lansing, Michigan, November 24, 1952

(Four-Mile Course)

1. Joseph Schatzle, Georgetown, 19:36.7s.; 2. Ray Osterhout, Syracuse, 19:54.0s.; 3. James R. Kepford, Michigan State, 19:54.0s.; 4. Jack Wellman, Michigan State, 19:59.1s.; 5. John Walter, Michigan State, 19:59.1s.; 6. Richard Shea, Army, 19:59.2s.; 7. Robert Hollen, Penn State, 20:00s.; 8. James Dwyer, Michigan State, 20:00.1s.; 9. William Sawyer, No. Carolina State, 20:00.1s.; 10. Jack Heinemann, Miami, 20:13.0s.

Michigan State College, 65; Indiana University, 68; University of Wisconsin, 70; Syracuse University, 110; Penn State College, 110; Miami University, 110; St. John's, 110; San Diego State College, 181; Drake University, 181; University of Wisconsin, 212; North Carolina State, 234; Wheaton College, 234; University of Notre Dame, 275; Oberlin College, 310.

# Wilson

## **RITEWEIGHT** LIGHTWEIGHT

### TRACK SHOES

- No needless weight at any point
- Quicker starting
- Extra speed



- Better balance
- Perfect support
- Solid comfort

For quicker starts and extra speed, you'll want the new, revolutionary Wilson RITEWEIGHT *Lightweight* track shoes.

*U.S. Pan-American Track Squad  
is wearing Wilson Equipment.*

**IT'S Wilson  
TODAY IN SPORTS  
EQUIPMENT**